



Mental Health & Recovery Board
of Clark, Greene & Madison Counties

Help for Today. Hope for Tomorrow.

1055 east High Street
Springfield, OH 45505

Phone: (937) 322-0648
Toll-Free: 1-800-435-7968
Fax: (937) 322-7631
General Email: mhrb@mhrb.org
www.mhrb.org

**BOARD AGENDA
MONDAY, OCTOBER 15, 2012
6:00 - 8:00 P.M.**

**CLARK STATE COMMUNITY COLLEGE
LIBRARY RESOURCE CENTER
ROOM 209
570 E. LEFFEL LANE
SPRINGFIELD, OHIO**

- I. OPENING REMARKS** *Roger Roberts, Chair*
- A. Welcome Guests & Introductions**
- II. APPROVAL OF MINUTES - September 17, 2012** **Attachment A**
- III. REVIEW OF VOUCHERS** **Attachment B**
September 14, 2012 September 21, 2012
September 28, 2012 October 5, 2012
- IV. CEO REPORT** *Kent Youngman*
1. Greene County Levy Update
2. Clark County Developmental Disabilities
Levy Presentation
- V. ADMINISTRATIVE ISSUES**
- A. MHR Board Financial Update** **Attachment C**
Kevin Taylor
1. Board Financials – September 2012
2. Administrative Budget
FY 2013 – 1st Quarter
3. Cash Flow Projections
4. Recommendation to Spend Committed Funds
for Project Woman Shelter Facility **Attachment D**
Kent Youngman & Nancy Chiles
5. Recommendation to Spend Assigned Funds
for Greene County Facility **Attachment E**
Kent Youngman & Nancy Chiles

(AGENDA CONTINUED ON REVERSE SIDE)

**VI. COMBINED MENTAL HEALTH &
ALCOHOL/DRUG ISSUES**

**A. Mental Health and Alcohol/Drug Committee
Summary – October 2, 2012
Report of Committee Chairs**

Attachment F
*Ben Harrison &
Scott Anger, Co-Chairs*

1. Madison County Department of Family
& Children
 - a. Recommendation
2. Rehabilitation Services Commission (RSC)
Recovery to Work (VRP3)
 - a. Recommendation for Sub-Contracts
3. Feedback in Treatment Report
4. Prevention Report

VII. FINANCE ISSUES

**A. Finance Committee Summary – October 5, 2012
Report of Committee Chair**

Attachment G
Julie Anthony, Chair

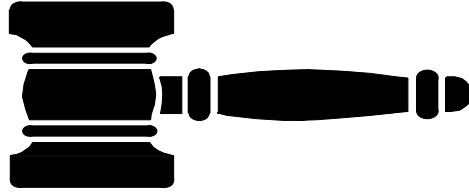
1. FY 2013 Revenue Sources
 - a. Recommendation
2. Five Year Financial Projections
3. Review all Committed and Assigned Funds
4. Format of Monthly Financial Reports

VIII. MISCELLANEOUS

IX. AUDIENCE PARTICIPATION

X. BOARD MEMBER COMMENTS

XI. ADJOURNMENT



MINUTES – September 17, 2012

The Mental Health & Recovery Board of Clark, Greene and Madison Counties met on Monday, September 17, 2012 at 6:00 p.m. at the Clark State Community College, Library Resource Center, Room 209, 570 East Leffel Lane, Springfield, Ohio.

PRESENT *Delvin Harshaw, Acting-Chairperson, Presiding; Scott Anger, Julie Anthony, Linda Griffith, Ben Harrison, Jim Hutchins, Joseph Keferl, Kimberly Michael, Kellie Phillips and Lauren Ross*

Staff: Dr. Kent Youngman, CEO; Nancy Chiles, Greta Mayer, Roselin Runnels, Kevin Taylor and Tauna Wren

GUESTS: *Sergeant, Doug Pergram, Springfield Police Department.*

OPENING REMARKS

Delvin Harshaw, Acting-Chairperson, called the meeting to order and welcomed the Board membership back from summer break.

APPROVAL OF MINUTES

The Board Minutes for June 18, 2012 Mental Health & Recovery Board meeting were reviewed. There were no comments. Delvin asked for a motion for approval.

IT was MOVED BY LINDA GRIFFITH, SECONDED BY JULIE ANTHONY TO APPROVE THE MINUTES FOR THE JUNE 18, 2012 BOARD MEETING.

MOTION CARRIED.

REVIEW OF VOUCHERS

Voucher lists dated June 15, 2012, June 22, 2012, June 29, 2012, July 6, 2012, July 13, 2012, July 20, 2012, July 27, 2012, August 3, 2012, August 10, 2012, August 17, 2012, August 24, 2012, August 31, 2012 and September 7, 2012 were reviewed.

Linda Griffith asked the meaning of “CLARB” in the description portion of the Voucher list. Kevin Taylor stated that it is the MACSIS remittance advice. The annual membership fee for the Ohio Association of County Behavioral Health Authorities (OACBHA) was also questioned. Kent stated that the OACBHA does advocacy and lobbying work and provides many services for the Board.

CEO REPORT

Kent gave an update on the Crisis Intervention Training (CIT) held the week of August 27th. CIT assists emergency responders to handle situations when an individual is in crisis. He stated that 24 officers attended the most recent training and over the years there has been 160 emergency responders trained. Captain Jim Hutchins then introduced Springfield Police Sergeant, Doug Pergram, who discussed the importance of CIT and gave examples of his own life experiences. He concluded by stating that he is glad to have Captain Hutchins to confide in and thanked MHRB staff for this needed training.

Next, Kent gave an update on ODMH and ODADAS consolidating, stating that things seem to be going well. This consolidation process should be finished in June 2013. Kent also stated that the Governor is asking that all state departments submit two budgets; one at 100% and one at 90% of their current budget; however, this does not guarantee funding at these levels. Some department may get less and some more.

The next item discussed was the Greene County levy update. Greta Mayer distributed a "YES on 22" Fact Sheet. She said this is a 1.5 mil renewal levy and will not increase taxes. Greta stated that the Board is focusing on person to person contact with this levy and asked Board members to talk to family and friends about voting “yes” on issue 22. Yard signs have been delivered to TCN Behavioral Health Services and will be ready for pick up in October. There will be a kickoff party at TCN, October 13th. More information will be given to the Board in the near future. Greta also shared examples of the yard signs, billboard signs and levy T-shirts. She stated that Levy T-shirts will be given to Board members. Lastly Greta informed the membership that Joseph Keferl has volunteered to step in for Jim Vernon, in his absence, to Co-Chair the Levy Committee with Lynn West. Greta thanked Joe for his help.

Next, Kent called on Nancy Chiles to review Mental Health Foundation Fundraiser and MHR Board matching funds. Nancy stated that the Clark County Mental Health Foundation conducted a letter campaign fund raising effort during this past summer. This letter campaign was done to benefit Project Woman and its domestic violence shelter. The shelter was built approximately twenty-five years ago and is in need of renovations and furnishings. This campaign raised \$2,755.

In 2007 this Board voted to set aside \$20,453 to be used for improvements to the domestic violence shelter facility. \$2,755 of these funds will be used to match “dollar for dollar” the Mental Health Foundation’s fund raising effort.

Nancy stated that she and Kent met with the new Director of Project Woman, Laura Baxter, and walked through the facility. We are in the process of developing a prioritized list for the use of the Mental Health Foundation funds and MHRB matching funds. The remaining set aside balance of \$17,698, will be used for both renovations and improvements to the shelter, with a target date of completion within the next six months, prior to their COA certification visit.

Kent stated the information for the Ohio Prevention Policy Summit was distributed to Board member at tonight's meeting. This summit will be held on October 10, 2012 in Dublin, Ohio.

Lastly, Kent stated that, after surgery, Jim Vernon has been improving and will go to a rehab facility in the near future.

ADMINISTRATIVE ISSUES

Next, Delvin Harshaw called on Kevin Taylor to review the Mental Health & Recovery Board financials. Kevin referred the membership to Attachment C in the agenda packet with the first page representing the Statement of Cash Position and Fund Balances as of June 30, 2012. This report is strictly on a cash basis with total cash receipts of \$29,851,689 and total cash disbursements of \$29,684,500 with an ending fund balance at the end of the fiscal year of \$9,448,182.

Receipts and Disbursements for fiscal year 2012 were reviewed. Year-to-Date (YTD) total cash receipts as of August 31, 2012 of \$29,925,409. Total cash disbursements totaling \$28,554,581 and cash receipts over disbursements of \$1,399,995.

Next, Kevin reviewed the Statement of Cash Position and Fund Balances as of August 31, 2012 reflecting total cash receipts of \$8,025,980 and disbursements totaling \$4,803,136 and an ending fund balance as of August 31, 2012 of \$12,671,026.

The next page of Attachment C represents the Statement of Receipts and Disbursements – Summary Activity for FY 2013, as of August 31, 2012. Total revenue is \$6,147,173; total expenses are \$1,791,054, with cash receipts over disbursements of \$4,446,120.

Next, Kevin reviewed the Budget to Actual – Administration and Support Budget Summary for FY 2012. Total actual expenses were \$1,173,008; budgeted expenses were \$1,269,093. Actual expenses were under budget \$96,085.

Kevin brought the attention of the membership to the Then & Now recommendation and stated that due to funds not being encumbered through the County Auditor, the Board needs to take action on the following funds for payment.

IT IS THE RECOMMENDATION THAT THE MENTAL HEALTH & RECOVERY BOARD OF CLARK, GREENE AND MADISON COUNTIES AUTHORIZE PAYMENT OF THE FOLLOWING ITEM, AS REQUIRED BY SECTION 5705.41 OF THE OHIO REVISED CODE:

Voucher	Vendor	Amount
24917	Roger Roberts	22.44
Total		\$ 22.44

THE COUNTY AUDITOR WILL ISSUE HIS CERTIFICATION THAT THERE WAS, AT THE TIME OF EXECUTION, A SUFFICIENT SUM APPROPRIATED FOR THE PURPOSE OF SUCH CONTRACT FREE FROM ANY OTHER ENCUMBRANCES.

IT was MOVED BY JIM HUTCHINS, SECONDED BY JOSEPH KEFERL TO AUTHORIZE PAYMENT IN THE AMOUNT OF \$22.44.

MOTION CARRIED.

ALCOHOL/DRUG ISSUES

Delvin called on Ben Harrison, Chair of the Alcohol/Drug Committee, to give the report on the meeting held Tuesday, September 4, 2012 at the Greene County Educational Service Center. Ben referred the membership to Attachment D in the Board packet and reviewed the report. He stated that the first recommendation is a FY 2013 Youth Led Prevention ODADAS grant and read the motion.

IT IS THE RECOMMENDATION OF THE ALCOHOL/DRUG COMMITTEE THAT THE MENTAL HEALTH & RECOVERY BOARD OF CLARK, GREENE AND MADISON COUNTIES AUTHORIZE THE CEO TO NEGOTIATE AND ENTER INTO CONTRACT WITH THINKING BEFORE SINKING FOR THE PROVISION OF YOUTH LED PREVENTION ACTIVITIES IN MADISON COUNTY DURING FY 2013 IN THE AMOUNT OF \$6,753.

IT was MOVED BY JULIE ANTHONY, SECONDED BY JIM HUTCHINS TO AUTHORIZE THE CEO TO NEGOTIATE AND ENTER INTO CONTRACT WITH THINKING BEFORE SINKING IN THE AMOUNT OF \$6,753 FOR FY 2012.

MOTION CARRIED.

Ben read the recommendations for FY 2013 ODADAS grants.

IT IS THE RECOMMENDATION OF THE ALCOHOL/DRUG COMMITTEE THAT THE MENTAL HEALTH & RECOVERY BOARD OF CLARK, GREENE AND MADISON

COUNTIES AMEND THE EXISTING CONTRACT WITH GREENE LEAF THERAPEUTIC COMMUNITY FOR THE ODADAS FUNDING REDUCTION OF \$17,550 REDUCING THE CONTRACT AMOUNT TO \$59,149 FOR FY 2013.

IT was MOVED BY JOSEPH KEFERL, SECONDED BY JIM HUTCHINS TO AMEND THE EXISTING CONTRACT WITH GREENE LEAF THERAPEUTIC COMMUNITY FOR THE ODADAS FUNDING REDUCTION.

MOTION CARRIED.

Kent reminded the membership that these motions are modifications of motions the Board passed in June, but at that time the Board did not have the final allocations from the state. These motions reflect the final state allocations.

The second FY 2013 ODADAS grant motion is for McKinley Hall. Ben read the motion.

IT IS THE RECOMMENDATION OF THE ALCOHOL/DRUG COMMITTEE THAT THE MENTAL HEALTH & RECOVERY BOARD OF CLARK, GREENE AND MADISON COUNTIES AMEND THE EXISTING CONTRACT WITH MCKINLEY HALL FOR THE ODADAS FUNDING INCREASE OF \$16,561 INCREASING THE CONTRACT AMOUNT TO \$1,526,074 FOR FY 2013.

IT was MOVED BY JULIE ANTHONY, SECONDED BY KIM MICHAEL TO AMEND THE EXISTING CONTRACT WITH MCKINLEY HALL FOR THE ODADAS FUNDING INCREASE.

MOTION CARRIED.

The third FY 2013 ODADAS grant motion is for Women's Recovery Center. Ben read the motion.

IT IS THE RECOMMENDATION OF THE ALCOHOL/DRUG COMMITTEE THAT THE MENTAL HEALTH & RECOVERY BOARD OF CLARK, GREENE AND MADISON COUNTIES AMEND THE EXISTING CONTRACT WITH WOMEN'S RECOVERY CENTER FOR THE ODADAS FUNDING INCREASE OF \$31,528 INCREASING THE CONTRACT AMOUNT TO \$414,428 FOR FY 2013.

IT was MOVED BY LINDA GRIFFITH, SECONDED BY KELLIE PHILLIPS TO AMEND THE EXISTING CONTRACT WITH WOMEN'S RECOVERY CENTER FOR THE ODADAS FUNDING INCREASE.

MOTION CARRIED.

The final recommendation is TCN Behavioral Health Services rate revisions. Ben read the recommendation.

IT IS THE RECOMMENDATION OF THE ALCOHOL/DRUG COMMITTEE THAT THE MENTAL HEALTH & RECOVERY BOARD OF CLARK, GREENE AND MADISON COUNTIES APPROVE THE REQUESTED RATE CHANGES TO THE FY 2013 CONTRACT WITH TCN BEHAVIORAL HEALTH SERVICES, INC. AS EVIDENCED IN THE AMENDED EXHIBIT D OF THE REVISED CONTRACT.

FISCAL YEAR 2013 - Amended Service Rates

Alcohol and Other Drug	Board Rate	Adult		Youth		Total Amount
		Units	Amount	Units	Amount	
Laboratory Urinalysis	46.20	250	8,749	-	-	8,749
Urine Dip Screen	20.26	2,746	70,606	727	12,486	83,092
TOTAL		2,996	79,355	727	12,486	91,841

IT was MOVED BY KIM MICHAEL, SECONDED BY LAUREN ROSS TO APPROVE THE REQUESTED RATE CHANGES TO THE FY 2013 CONTRACT WITH TCN BEHAVIORAL HEALTH SERVICES, INC.

MOTION CARRIED.

That concluded the Alcohol & Drug Committee report.

MENTAL HEALTH ISSUES

Delvin called on Scott Anger, Chair of the Mental Health Committee, to give the report on the meeting held Tuesday, September 11, 2012 at the Greene County Educational Service Center. Scott referred the membership to Attachment E in the Board packet and briefly reviewed the report and read the first motion.

IT IS THE RECOMMENDATION OF THE MENTAL HEALTH COMMITTEE THAT THE MENTAL HEALTH & RECOVERY BOARD OF CLARK, GREENE AND MADISON COUNTIES AUTHORIZE THE CEO TO NEGOTIATE AND ENTER INTO CONTRACT FOR THE PURPOSE OF PARTICIPATING IN THE “RECOVERY TO WORK” (VRP3) PROJECT. PARTICIPATION WILL REQUIRE LOCAL MATCH NOT TO EXCEED \$150,000 AND WILL DRAW DOWN FEDERAL FUNDING OF UP TO \$550,000 TO BE USED BY SEPTEMBER 30, 2013.

IT was MOVED BY BEN HARRISON, SECONDED BY JIM HUTCHINS TO ENTER INTO CONTRACT FOR THE PURPOSE OF PARTICIPATING IN THE “RECOVERY TO WORK” (VRP3) PROJECT.

Joe Keferl stated he, along with agency providers, met with VRP3 staff and said that providers reiterated that it is of the utmost importance that VRP3 have a good working and

listening relationship with them in order to make this program work. Kevin stated that both McKinley Hall and TCN Behavioral Health Services have done an excellent job with learning RSC and implementing the project. Kent stated that at this time Mental Health Services for Clark and Madison Counties has not implemented this RSC Project.

MOTION CARRIED.

The next recommendation was Prevention Initiative PAX Good Behavior Game.

IT IS THE RECOMMENDATION OF THE MENTAL HEALTH COMMITTEE THAT THE MENTAL HEALTH & RECOVERY BOARD OF CLARK, GREENE AND MADISON COUNTIES AUTHORIZE THE CEO TO NEGOTIATE AND ENTER INTO CONTRACT WITH THE GREENE COUNTY EDUCATIONAL SERVICE CENTER FOR IMPLEMENTATION OF THE PAX GOOD BEHAVIOR GAME IN CLARK, GREENE AND MADISON COUNTIES. THE CONTRACT AMOUNT IS \$49,993 FOR FISCAL YEAR 2013. PAYMENTS WILL BE MADE ON A GRANT BASIS AND COST-RECONCILED AT YEAR END.

IT was MOVED BY KIM MICHAEL, SECONDED BY JULIE ANTHONY TO ENTER INTO CONTRACT WITH THE GREENE COUNTY EDUCATIONAL SERVICE CENTER FOR IMPLEMENTATION OF THE PAX GOOD BEHAVIOR GAME IN CLARK, GREENE AND MADISON COUNTIES.

Kent stated that one school in Clark County has been training in the Good Behavior Game and has it in place, and the plan is to expand the program to other schools in the three counties.

MOTION CARRIED.

That concluded the Mental Health Committee report.

MISCELLANEOUS

Kent stated that in response to the loss of one grant and a severe cut in a second grant (totaling \$60,000), Greene Leaf Therapeutic Community has applied for a FY 2013 Greene County mini-grant. In FY 2013 a total of five \$4,000 mini grants were available; however, there were only four applications leaving one grant un-awarded. After speaking with the mini-grant chairperson and consulting with the committee members, it is the consensus of the committee that the unexpended grant should go to Greene Leaf to help offset the loss of grant funding in FY 2013.

IT IS THE RECOMMENDATION THAT THE MENTAL HEALTH & RECOVERY BOARD OF CLARK, GREENE AND MADISON COUNTIES AWARD A MINI-GRANT

AND AUTHORIZE THE CEO TO NEGOTIATE AND ENTER INTO CONTRACT WITH GREENE LEAF THERAPEUTIC COMMUNITY IN THE AMOUNT OF \$4,000 FOR FY 2013.

IT was MOVED BY JOSEPH KEFERL, SECONDED BY SCOTT ANGER TO ENTER INTO CONTRACT WITH GREENE LEAF THERAPEUTIC COMMUNITY.

MOTION CARRIED.

AUDIENCE PARTICIPATION

None.

BOARD MEMBER COMMENTS

Scott Anger thanked the Board for the wonderful job at CIT.

ADJOURNMENT

A MOTION WAS MADE BY JIM HUTCHINS AND THE MEETING WAS ADJOURNED BY CHAIR, DELVIN HARSHAW.

Delvin Harshaw, Secretary

Tauna Wren, MHR Board Staff

To: John S. Federer, Clark County Auditor

On 9/14/12, The President/CEO of The Mental Health & Recovery Board of Clark, Greene, and Madison Counties approved payment of the following purchase orders:

Line	PO Number	Payee	City	Description	Amount
75413	25306	Adriel School, Inc.	West Liberty	Rsrv & pay clarb.233, Sept-Apr. MACSIS treatment svcs	1,600.89
75413	25307	The Counseling Source	Cincinnati	Rsrv & pay clarb.233-254, Nov-Aug. MACSIS treatment svcs.	1,645.48
75413	25308	Eastway Corporation	Dayton	Rsrv & pay clarb.233, May-June MACSIS treatment svcs	502.99
75413	25309	St. Joseph Orphanage	Cincinnati	Rsrv & pay clarb.233, June MACSIS treatment svcs	593.46
75413	25310	Step By Step Academy, Inc.	Columbus	Rsrv & pay clarb.233, Apr-June MACSIS treatment svcs	5,447.22
75413	25311	Adriel School, Inc.	West Liberty	Rsrv & pay clarb.240, Sept-May MACSIS treatment svcs	2,569.17
75413	25312	Buckeye Ranch, Inc.	Grove City	Rsrv & pay clarb.226, 240, Apr-June MACSIS trmt. Svcs	14,998.97
75413	25313	Guidestone	Berea	Rsrv & pay clarb.240, June MACSIS treatment svcs	63.26
75413	25314	Mid-Ohio Psychological Services	Lancaster	Rsrv & pay clarb.240, Aug.& June MACSIS treatment svcs	416.00
75413	25315	Samaritan Behavioral Health	Dayton	Rsrv & pay clarb.240,Jul- Aug. MACSIS treatment svcs	2,989.28
75413	25316	Talbert House	Cincinnati	Rsrv & pay clarb.240, June MACSIS treatment svcs	152.32
75413	25317	Wright State University, DBA Consumer Advocacy Model	Dayton	Rsrv & pay clarb.240-254, Sept-Jul. MACSIS treatment svcs	7,415.43
75413	25318	Project Woman	Springfield	Rsrv & pay clarb.240, 254,Jun-Aug MACSIS treatment svcs	5,887.01
75413	25319	TCN Behavioral Health Services, Inc.	Xenia	Rsrv & pay clarb.240, 248, 254, Feb-Aug. MACSIS treatment svc.	148,496.65
75413	25320	Mental Health Services for Clark & Madison Counties		Rsrv & pay clarb.240,248,254, Mar.-Jul MACSIS treatment svcs	9,131.05
75413	25321	McKinley Hall, Inc.	Springfield	Rsrv & pay clarb.240,248,254,Sept- July MACSIS treatment svcs	68,379.30
75413	25322	Consolidated Care, Inc.	Marysville	Rsrv & pay clarb.248,240 May-July MACSIS treatment svcs	12.00
75413	25323	Family Service Association	Dayton	Rsrv & pay clarb.248 June MACSIS treatment svcs	918.99
75413	25324	United Methodist Children's Home	Worthington	Rsrv & pay clarb.248 May-June MACSIS treatment svcs	609.96
75413	25325	Viaquest Behavioral Health Ohio	Dublin	Rsrv & pay clarb.248 May-June MACSIS treatment svcs	376.79
75413	25326	Community Behavioral Health, Inc.	Hamilton	Rsrv & pay clarb.254, Apr. MACSIS treatment svcs	105.44
75413	25327	Community Mental Health Center of Warren County	Lebanon	Rsrv & pay clarb.254, July & Aug. MACSIS treatment svcs	123.48
75413	25328	SAFY of Ohio, Inc.	Delphos	Rsrv & pay clarb.254, Oct-Nov. MACSIS treatment svcs	258.70
75413	25329	Catholic Charities of Southwestern Ohio		Rsrv & pay clarb.254, Aug-Jun MACSIS treatment svcs	10,004.91
75413	25330	Oesterlen Services for Youth	Springfield	Rsrv & pay clarb.254, Dec-Jun MACSIS treatment svcs	6,532.83
75413	25331	Rocking Horse Center		Rsrv & pay clarb.254, Sept. & June MACSIS treatment svcs	649.46
75413	25332	Mental Health Services for Clark & Madison Counties		Rsrv & pay FY 12 allocation	68,934.47
75413	25334	Greene County Mental Health & Recovery Levy Campaign		Rsrv & pay public awareness and education allocation	50,000.00
75413	25335	TCN Behavioral Health Services, Inc.	Xenia	Rsrv & pay risk pool and miscellaneous allocation	194,240.27
75413	25336	Treasurer, State of Ohio		Rsrv & pay FFP reversed medicaid claims	10,851.14
75957	25293	All Phase Electric Supply Co.		Building supplies	102.38
75957	25294	Brower Insurance Agency, LLC		Quarterly installment property & liability insurance	3,752.00
75957	25295	Canon Business Solutions, Inc.		Aug. copiers usage	171.42
75957	25296	Canon Financial Services, Inc.		Lease copiers, Sept.	513.00
75957	25297	Cintas Corporation Loc. 02		Uniforms & building supplies	397.46

<i>Line</i>	<i>PO Number</i>	<i>Payee</i>	<i>City</i>	<i>Description</i>	<i>Amount</i>
75957	25298	Columbia Gas of Ohio, Inc.		Aug. gas bills	115.36
75957	25299	Compton Power Equipment		Repair lawn care equipment	204.97
75957	25300	Lowe's Commercial Services		Maintenance & building supplies	365.48
75957	25301	Orkin Pest Control		Renew svc. agreement, 1 year, 2608 E. High	371.00
75957	25303	Doug Richey Construction & Maintenance		Replace windows, 236 East St.	790.00
75957	25304	Village of Yellow Springs		Utilities, 619 Xenia Ave.	1,013.66
75957	25305	Pitney Bowes Global Financial Services LLC		Qtrly. lease mail equipment	327.00
75957	25333	Impact Network Solutions, Inc.		Aug. long distance	52.35
75957	25337	Hassler Communication Systems Technology, Inc.		Sept. software maintenance & PC maintenance	599.30
75957	25338	James Bennett dba Bennett Plumbing		Svc. call, 1101 E. High St.	60.00
75957	25339	Sheehan Bros. Vending, Inc.		Coffee and accessories for MHR Board	163.10

Grand Total

\$622,905.40

W. Kent Youngman, President/CEO

To: John S. Federer, Clark County Auditor

On September 21, 2012, The President/CEO of The Mental Health & Recovery Board of Clark, Greene, and Madison Counties approved payment of the following purchase orders:

Line	PO Number	Payee	City	Description	Amount
75413	25346	Greene Leaf Therapeutic	Xenia	Rsrv & pay mini-grant allocation	4,000.00
75413	25347	Eastway Corporation	Dayton	Rsrv & pay Aug. inpatient independent evaluations	2,025.00
75413	25352	Adriel School, Inc.	West Liberty	Rsrv & pay clarb.261, Apr-May MACSIS treatment svcs	109.65
75413	25353	Buckeye Ranch, Inc.	Grove City	Rsrv & pay clarb.261, Mar. MACSIS treatment svcs	180.00
75413	25354	Neil Kennedy Recovery Clinic	Youngstown	Rsrv & pay clarb.261, Mar. MACSIS treatment svcs	96.24
75413	25355	Netcare Corporation	Columbus	Rsrv & pay clarb.261, Aug. MACSIS treatment svcs	324.14
75413	25356	SAFY of Ohio, Inc.	Delphos	Rsrv & pay clarb.261, Jan. MACSIS treatment svcs	105.44
75413	25357	Samaritan Behavioral Health	Dayton	Rsrv & pay clarb.261, July-Sept., MACSIS treatment svcs	2,098.79
75413	25358	South Community	Dayton	Rsrv & pay clarb.261, Jan-Jun. MACSIS treatment svcs	397.94
75413	25359	Step By Step Academy, Inc.	Columbus	Rsrv & pay clarb.261, June MACSIS treatment svcs	565.25
75413	25360	McKinley Hall, Inc.	Springfield	Rsrv & pay clarb.240, 261, July-Aug. MACSIS treatment svcs	33,083.49
75413	25361	Project Woman	Springfield	Rsrv & pay clarb.261, May-Aug. MACSIS treatment svcs	3,928.13
75413	25362	TCN Behavioral Health Services, Inc.	Xenia	Rsrv & pay clarb.261, Aug. MACSIS treatment svcs	91,649.72
75957	24917	Roger Roberts		Travel expense reimbursement 12/20/11	22.44
75957	25340	800 Paint Place		Building supplies	75.00
75957	25341	Cox Media Group		Print, mail prep & delivery of Fall newsletter	518.25
75957	25342	PNC Bank, N.A.		Sept. mortgages	7,628.67
75957	25343	Swindler Auto Service		Vehicle repair	81.45
75957	25344	Westwater Supply-Springfield		Maintenance supplies	23.01
75957	25345	Doug Richey Construction & Maintenance		Replace 3 windows, 1054 E. High	1,260.00
75957	25348	Badge-A-Minit		Pin back sets for badges	335.90
75957	25349	PNC Bank		Utility payments by credit card	5,195.29
75957	25350	Koorsen Fire & Security		Annual fire extinguisher service	1,292.95
75957	25351	Cintas Corporation Loc. 02		Uniforms & building supplies	370.92
75957	25363	Garrigan's, Inc.		Office supplies	606.70
75957	25364	City of Springfield		Sept. storm water	2.56
75957	25365	Handyman Hardware		Building supplies & water heater	417.91

Grand Total

\$156,394.84

W. Kent Youngman, President/CEO

To: John S. Federer, Clark County Auditor
On September 28, 2012, The President/CEO of The Mental Health & Recovery Board of Clark, Greene, and Madison Counties
approved payment of the following purchase orders:

<i>Line</i>	<i>PO Number</i>	<i>Payee</i>	<i>City</i>	<i>Description</i>	<i>Amount</i>
75413	25370	Greene County ESC Learning Center	Xenia	Rsrv & pay Oct. allocation	9,998.00
75413	25371	Greene County Family & Children First Council	Xenia	Rsrv & pay Oct. allocation	14,124.00
75413	25372	Greene Leaf Therapeutic	Xenia	Rsrv & pay Oct. allocation	9,814.00
75413	25373	Madison County Family Council		Rsrv & pay Oct. allocation	1,912.00
75413	25374	Mental Health Services for Clark & Madison Counties		Rsrv & pay Oct. allocation	25,282.00
75413	25375	NAMI of Clark & Greene Co.	Springfield	Rsrv & pay Oct. allocation	19,483.00
75413	25376	Oesterlen Services for Youth	Springfield	Rsrv & pay Oct. allocation	1,250.00
75413	25377	TCN Behavioral Health Services, Inc.	Xenia	Rsrv & pay Oct. allocation	18,460.00
75413	25378	Thinking Before Sinking, LLC	London	Rsrv & pay Oct. allocation	1,688.00
75413	25379	Women's Recovery Center	Xenia	Rsrv & pay Oct. allocation	34,536.00
75413	25386	Adriel School, Inc.	West Liberty	Rsrv & pay clarb.268, FY 2012 medicaid	1,461.68
75413	25387	Marsh Foundation	Van Wert	Rsrv & pay clarb.268, FY 2012 medicaid	39.48
75413	25388	St. Joseph Orphanage	Cincinnati	Rsrv & pay clarb.268, FY 2012 medicaid	1,114.74
75413	25389	Westwood Behavioral Health Center	Van Wert	Rsrv & pay clarb.268, FY 2012 medicaid	833.50
75413	25390	Greene County ESC Learning Center	Xenia	Rsrv & pay clarb.268, Aug. MACSIS treatment svcs	11,471.80
75413	25391	McKinley Hall, Inc.	Springfield	Rsrv & pay clarb.268, Jan. & Aug. MACSIS treatment svcs	29,691.25
75413	25392	Matt Talbot House	Springfield	Rsrv & pay clarb.268, Aug. MACSIS treatment svcs	5,527.92
75413	25393	Project Woman	Springfield	Rsrv & pay clarb.268, Jul.-Aug. MACSIS treatment svcs	10,377.30
75413	25397	Treasurer, State of Ohio		Rsrv & pay reversed medicaid claims	13,242.00
75413	25402	David H. Roush, Psy.D.		Rsrv & pay evaluation svcs.	650.00
75957	25366	Badge-A-Minit		Spare blades for badges	13.90
75957	25367	Hewlett Packard Company		HP probook notebook	819.20
75957	25368	Chuck Shaw		Svc. call 189 Dayton Ave.	295.46
75957	25369	Trupointe		Maintenance supplies	73.99
75957	25380	Cintas Corporation Loc. 02		Uniforms and building supplies	313.35
75957	25381	Carmae Catering		Refreshments for Sept. MHR Board meeting	50.00
75957	25382	Cason Roofing		Repair roof, 476 W. Market	3,063.00
75957	25383	Collins, Alan E.		Oct. legal fee, commitment hearings	3,978.00
75957	25385	Verizon Wireless		Sept. cell phones	77.25
75957	25394	Hart, Donna		Travel expense reimbursement 9/4-7	5.55
75957	25395	Owens, Angela		Travel expense reimbursement 7/11-9/27	64.38

<i>Line</i>	<i>PO Number</i>	<i>Payee</i>	<i>City</i>	<i>Description</i>	<i>Amount</i>
75957	25396	Delaney Plumbing & Heating, LLC		Plumbing backflow tests	1,115.75
75957	25398	Koorsen Fire & Security		Progress billing, alarm system, 619 Xenia Ave.	505.00
75957	25399	Health Factors Empowering Self Care, Inc.		Renew annual contract subscription my outcomes	8,000.00
75957	25400	R.W. Louderback		Service call, 189 Dayton Ave.	200.00
75957	25401	Youngman, Kent		Travel expense reimbursement 8/27-9/26	824.16

W. Kent Youngman, President/CEO

Grand Total

\$230,355.66

To: John S. Federer, Clark County Auditor

On October 5, 2012, The President/CEO of The Mental Health & Recovery Board of Clark, Greene, and Madison Counties approved payment of the following purchase orders:

Line	PO Number	Payee	City	Description	Amount
75413	25411	Adriel School, Inc.	West Liberty	Rsrv & pay clarb.275, FY 2012 medicaid	29.61
75413	25412	The Counseling Source	Cincinnati	Rsrv & pay clarb.275, FY 2012 medicaid	180.00
75413	25413	Mid-Ohio Psychological Services	Lancaster	Rsrv & pay clarb.275, FY 2012 medicaid	564.96
75413	25414	Nationwide Childrens Behavioral Health	Columbus	Rsrv & pay clarb.240, 275, FY 2012 medicaid	440.64
75413	25415	Elderly United	Springfield	Rsrv & pay clarb.275, Aug. MACSIS treatment svcs	16,010.38
75413	25416	McKinley Hall, Inc.	Springfield	Rsrv & pay clarb.275, Sept. MACSIS treatment svcs	22,777.08
75413	25417	Oesterlen Services for Youth	Springfield	Rsrv & pay clarb.275, June MACSIS treatment svcs	2,370.12
75413	25418	Rocking Horse Center		Rsrv & pay clarb.275, Aug. MACSIS treatment svcs	4,471.18
75413	25419	TCN Behavioral Health Services, Inc.	Xenia	Rsrv & pay clarb.268, 275, Aug. & Sept. MACSIS treatment svc	148,245.93
75957	25403	James Bennett dba Bennett Plumbing		Svc. call, 1067 E. High St.	105.00
75957	25404	Cooper Security Systems		Oct-Dec. alarm monitoring	66.00
75957	25405	H.W. Mann & Sons Hauling Services		Sept. trash pickup, Clark Co.	620.00
75957	25406	Doug Richey Construction & Maintenance		Fence @ 1074 E. High St.	7,000.00
75957	25407	Roto Rooter		Svc. call 189 Dayton Ave.	229.00
75957	25408	Runnels, Roselin		Travel reimbursement 7/12-9/29	630.10
75957	25409	Sparkle-N-Shine, LLC		Sept. janitorial svcs	1,830.90
75957	25410	PNC Bank		Utility payments by credit card	14,081.90
75957	25420	Companion Life		Oct. life insurance premium	41.80
75957	25421	Brain Lumber Company		Building & maintenance supplies	94.57
75957	25422	Jani-Turf Maintenance Services, Inc.		Sept. janitorial svcs	338.00

W. Kent Youngman, President/CEO

Grand Total

\$220,127.17

Mental Health & Recovery Board of Clark, Greene and Madison

Statement of Cash Position and Fund Balances

As of 9/30/2012

	General Fund	Special Revenue Funds	Fiduciary Funds	Total
Cash Receipts				
Taxes	4,124,184.00	0.00	0.00	4,124,184.00
Intergovernmental	262,126.42	2,843,304.78	1,094,447.00	4,199,878.20
Rental	199,384.36	0.00	0.00	199,384.36
Miscellaneous	2,170.00	310.38	0.00	2,480.38
Total Cash Receipts	<u>4,587,864.78</u>	<u>2,843,615.16</u>	<u>1,094,447.00</u>	<u>8,525,926.94</u>
Cash Disbursements				
Salaries	(195,715.71)	(37,518.55)	0.00	(233,234.26)
Benefits	(54,644.91)	(491.00)	0.00	(55,135.91)
Treatment Services	(2,306,137.84)	(2,897,454.52)	(875,000.00)	(6,078,592.36)
Professional Services	(36,434.95)	0.00	0.00	(36,434.95)
Operating	(17,411.05)	(377.80)	(61.68)	(17,850.53)
Rent/Utilities	(71,817.63)	(361.00)	0.00	(72,178.63)
Repairs/Maintenance	(10,817.77)	0.00	0.00	(10,817.77)
Capital Outlays/Equipment	(43,675.82)	(34.64)	0.00	(43,710.46)
Advertising/Printing	(16,839.59)	0.00	0.00	(16,839.59)
Principle/Interest	(22,886.01)	0.00	0.00	(22,886.01)
Insurance	(19,412.29)	0.00	0.00	(19,412.29)
Lease	(2,365.73)	0.00	0.00	(2,365.73)
Travel/Conference	(3,415.00)	(883.46)	0.00	(4,298.46)
Other	(63,620.67)	(1,589.90)	0.00	(65,210.57)
Total Cash Disbursements	<u>(2,865,194.97)</u>	<u>(2,938,710.87)</u>	<u>(875,061.68)</u>	<u>(6,678,967.52)</u>
Total receipts over/(under) disbursements	1,722,669.81	(95,095.71)	219,385.32	1,846,959.42
Other financing receipts/(disbursements)				
Advance To/From	(69,207.92)	69,207.92	0.00	0.00
Transfer In/Out	(101,404.26)	101,404.26	0.00	0.00
Proceeds from Sale of Assets	1,500.00	0.00	0.00	1,500.00
Total Other financing receipts/(disbursements)	<u>(169,112.18)</u>	<u>170,612.18</u>	<u>0.00</u>	<u>1,500.00</u>
Excess cash receipts over/(under) disbursements	<u>1,553,557.63</u>	<u>75,516.47</u>	<u>219,385.32</u>	<u>1,848,459.42</u>
Fund Balance at beginning of year	8,887,687.59	543,826.46	16,667.51	9,448,181.56
Fund balances at end of period	<u>10,441,245.22</u>	<u>619,342.93</u>	<u>236,052.83</u>	<u>11,296,640.98</u>

Mental Health & Recovery Board of Clark, Greene and Madison

Statement of Receipts and Disbursements

General Fund

FY 2013

From 9/1/2012 Through 9/30/2012

	<u>Original Budget</u>	<u>Final Budget</u>	<u>Budget Change</u>	<u>YTD Actual</u>	<u>Final Budget Variance</u>
Cash Receipts					
Taxes	10,386,167.00	10,386,167.00	0.00	4,386,310.42	(5,999,856.58)
Rental	797,488.00	797,488.00	0.00	201,811.36	(595,676.64)
Miscellaneous	6,180.00	6,180.00	0.00	3,670.00	(2,510.00)
Total Cash Receipts	<u>11,189,835.00</u>	<u>11,189,835.00</u>	<u>0.00</u>	<u>4,591,791.78</u>	<u>(6,598,043.22)</u>
Cash Disbursements					
Salaries	847,131.00	842,284.00	(4,847.00)	195,715.71	646,568.29
Benefits	259,102.00	259,559.00	457.00	54,603.11	204,955.89
Treatment Services/Activities	9,723,214.00	9,880,485.00	157,271.00	1,128,191.10	8,752,293.90
Professional Services	111,378.00	111,378.00	0.00	36,434.95	74,943.05
Operating	74,338.00	74,338.00	0.00	12,740.41	61,597.59
Rent/Utilities	326,310.00	326,310.00	0.00	40,549.67	285,760.33
Repairs/Maintenance	52,600.00	52,600.00	0.00	7,959.77	44,640.23
Capital Outlay/Equipment	233,900.00	233,900.00	0.00	32,681.27	201,218.73
Advertising/Printing	10,000.00	10,000.00	0.00	1,213.25	8,786.75
Principle/Interest	91,545.00	91,545.00	0.00	22,886.01	68,658.99
Insurance	42,096.00	42,096.00	0.00	19,412.29	22,683.71
Lease	11,000.00	11,000.00	0.00	2,134.43	8,865.57
Travel/Conference	13,500.00	13,382.00	(118.00)	1,512.00	11,870.00
Other	205,205.00	205,205.00	0.00	63,347.67	141,857.33
Total Cash Disbursements	<u>12,001,319.00</u>	<u>12,154,082.00</u>	<u>152,763.00</u>	<u>1,619,381.64</u>	<u>10,534,700.36</u>
Transfers					
	<u>(35,000.00)</u>	<u>(35,000.00)</u>	<u>0.00</u>	<u>(35,000.00)</u>	<u>0.00</u>
Total Transfers	<u>(35,000.00)</u>	<u>(35,000.00)</u>	<u>0.00</u>	<u>(35,000.00)</u>	<u>0.00</u>
Cash Receipts Over/(Under) Disbursements	<u><u>(846,484.00)</u></u>	<u><u>(999,247.00)</u></u>	<u><u>152,763.00</u></u>	<u><u>2,937,410.14</u></u>	<u><u>3,936,657.14</u></u>

Mental Health & Recovery Board of Clark, Greene and Madison

Statement of Receipts and Disbursements

Special Revenue Funds

FY 2013

From 9/1/2012 Through 9/30/2012

	<u>Original Budget</u>	<u>Final Budget</u>	<u>Budget Change</u>	<u>YTD Actual</u>	<u>Final Budget Variance</u>
Cash Receipts					
Intergovernmental	3,652,207.00	3,857,138.00	204,931.00	770,957.00	(3,086,181.00)
Miscellaneous	29,354.00	29,354.00	0.00	0.00	(29,354.00)
Total Cash Receipts	<u>3,681,561.00</u>	<u>3,886,492.00</u>	<u>204,931.00</u>	<u>770,957.00</u>	<u>(3,115,535.00)</u>
Cash Disbursements					
Salaries	56,118.00	205,624.00	149,506.00	1,515.00	204,109.00
Benefits	0.00	0.00	0.00	491.00	(491.00)
Treatment Services/Activities	3,744,514.00	3,791,665.00	47,151.00	499,376.26	3,292,288.74
Professional Services	60.00	328.00	268.00	0.00	328.00
Operating	1,142.00	6,317.00	5,175.00	0.00	6,317.00
Rent/Utilities	2,873.00	8,383.00	5,510.00	0.00	8,383.00
Capital Outlay/Equipment	53.00	438.00	385.00	0.00	438.00
Travel/Conference	1,672.00	3,608.00	1,936.00	0.00	3,608.00
Other	129.00	129.00	0.00	0.00	129.00
Total Cash Disbursements	<u>3,806,561.00</u>	<u>4,016,492.00</u>	<u>209,931.00</u>	<u>501,382.26</u>	<u>3,515,109.74</u>
Transfers					
Total Transfers	<u>125,000.00</u>	<u>130,000.00</u>	<u>5,000.00</u>	<u>130,000.00</u>	<u>0.00</u>
Cash Receipts Over/(Under) Disbursements	<u>0.00</u>	<u>0.00</u>	<u>0.00</u>	<u>399,574.74</u>	<u>399,574.74</u>

Mental Health & Recovery Board of Clark, Greene and Madison

Statement of Receipts and Disbursements

Fiduciary Funds

FY 2013

From 9/1/2012 Through 9/30/2012

	<u>Original Budget</u>	<u>Final Budget</u>	<u>Budget Change</u>	<u>YTD Actual</u>	<u>Final Budget Variance</u>
Cash Receipts					
Intergovernmental	<u>2,127,785.00</u>	<u>2,127,785.00</u>	<u>0.00</u>	<u>1,094,447.00</u>	<u>(1,033,338.00)</u>
Total Cash Receipts	<u>2,127,785.00</u>	<u>2,127,785.00</u>	<u>0.00</u>	<u>1,094,447.00</u>	<u>(1,033,338.00)</u>
Cash Disbursements					
Treatment Services/Activities	<u>2,127,785.00</u>	<u>2,127,785.00</u>	<u>0.00</u>	<u>875,000.00</u>	<u>1,252,785.00</u>
Total Cash Disbursements	<u>2,127,785.00</u>	<u>2,127,785.00</u>	<u>0.00</u>	<u>875,000.00</u>	<u>1,252,785.00</u>
Cash Receipts Over/(Under) Disbursements	<u>0.00</u>	<u>0.00</u>	<u>0.00</u>	<u>219,447.00</u>	<u>219,447.00</u>

Mental Health & Recovery Board of Clark, Greene and Madison

Budget to Actual - Administration & Support Summary

FY 2013

From 7/1/2012 Through 9/30/2012

<u>Actual</u>	<u>Budget</u>	<u>Variance</u>		<u>YTD Actual</u>	<u>YTD Budget</u>	<u>YTD Variance</u>
			Cash Disbursements			
156,518.00	156,819.00	301.00	Salaries	156,518.00	156,819.00	301.00
43,916.60	49,590.00	5,673.40	Benefits	43,916.60	49,590.00	5,673.40
36,434.95	46,800.00	10,365.05	Professional Services	36,434.95	46,800.00	10,365.05
7,066.10	11,871.00	4,804.90	Operating	7,066.10	11,871.00	4,804.90
5,147.96	7,905.00	2,757.04	Rent/Utilities	5,147.96	7,905.00	2,757.04
1,858.90	1,833.00	(25.90)	Repairs/Maintenance	1,858.90	1,833.00	(25.90)
0.00	4,053.00	4,053.00	Capital Outlay/Equipment	0.00	4,053.00	4,053.00
1,213.25	2,505.00	1,291.75	Advertising/Printing	1,213.25	2,505.00	1,291.75
5,881.29	5,196.00	(685.29)	Insurance	5,881.29	5,196.00	(685.29)
2,134.43	2,751.00	616.57	Lease	2,134.43	2,751.00	616.57
1,512.00	3,081.00	1,569.00	Travel/Conference	1,512.00	3,081.00	1,569.00
370.90	621.00	250.10	Other	370.90	621.00	250.10
<u>262,054.38</u>	<u>293,025.00</u>	<u>30,970.62</u>	Total Cash Disbursements	<u>262,054.38</u>	<u>293,025.00</u>	<u>30,970.62</u>

Mental Health & Recovery Board of Clark, Greene and Madison Counties
 Cash Position (Actual and Projected)
 FY 2013

Period ending September 30, 2012

Month	Beginning Balance	Inflows	Outflows		Ending Balance
		Revenues	Expenses	Payroll	
June 2012	10,499,816	1,695,963	2,644,891	119,373	9,431,514
July 2012	9,431,514	1,559,616	1,958,829	82,934	8,949,367
August 2012	8,949,367	5,371,917	1,801,677	84,634	12,434,973
September 2012	12,434,973	501,447	1,791,159	84,673	11,060,588
October 2012	11,060,588	373,069	1,645,652	86,345	9,701,660
November 2012	9,701,660	985,742	1,345,789	125,050	9,216,563
December 2012	9,216,563	565,569	1,462,132	86,345	8,233,655
January 2013	8,233,655	373,069	1,245,689	86,345	7,274,690
February 2013	7,274,690	5,781,915	1,474,123	86,345	11,496,137
March 2013	11,496,137	322,052	1,379,632	86,345	10,352,212
April 2013	10,352,212	373,069	1,412,625	86,345	9,226,311
May 2013	9,226,311	985,742	1,654,073	125,050	8,432,930
June 2013	8,432,930	165,569	1,587,632	86,345	6,924,522
July 2013	6,924,522	124,065	1,175,203	88,935	5,784,449
August 2013	5,784,449	5,782,911	1,604,701	88,935	9,873,724
September 2013	9,873,724	316,565	1,275,203	88,935	8,826,151

RECOMMENDATION TO SPEND COMMITTED FUNDS

FOR PROJECT WOMAN SHELTER FACILITY

IT IS THE RECOMMENDATION THAT THE MENTAL HEALTH & RECOVERY BOARD OF CLARK, GREENE AND MADISON COUNTIES SPEND FUNDS PREVIOUSLY COMMITTED FOR THE PROJECT WOMAN SHELTER FACILITY IN THE AMOUNT OF \$20,453. THE DISBURSEMENT OF FUNDS WILL BE USED FOR BUILDING IMPROVEMENTS AND FURNISHINGS.

**RECOMMENDATION TO SPEND ASSIGNED FUNDS
FOR GREENE COUNTY FACILITY**

IT IS THE RECOMMENDATION THAT THE MENTAL HEALTH & RECOVERY BOARD OF CLARK, GREENE AND MADISON COUNTIES SPEND FUNDS PREVIOUSLY ASSIGNED FOR GREENE COUNTY FACILITIES IN THE AMOUNT OF \$10,119.82. THE DISBURSEMENT OF FUNDS WILL BE USED FOR THE FOLLOWING PURPOSE:

INSTALL SEWER CLEAN OUT AND SEWER PIPE LINER FROM FACILITY FOUNDATION TO MAIN SEWER CONNECTION FOR THE 189 DAYTON AVENUE, XENIA FACILITY.

Alcohol/Drug & Mental Health Committees Report

Tuesday, October 2, 2012

The Combined Alcohol/Drug and Mental Health Committees met on Tuesday, October 2, 2012 at 5:30 p.m. at Greene County Educational Service Center, 360 East Enon Road Yellow Springs, Ohio.

PRESENT: *Co-Chairs, Scott Anger & Ben Harrison; Julie Anthony, Linda Griffith, Delvin Harshaw, Jim Hutchins, Joe Keferl, Kim Michael, Kellie Phillips, Lauren Ross and Julie Vann*

Staff: *Kent Youngman, CEO; Roselin Runnels and Kevin Taylor*

GUESTS: *Sherry Baldwin, Madison County Department of Family and Children
Tim Callahan, Greene County Educational Service Center
Kathleen Diegelman, Family Solutions Center, TCN Behavioral Health Services
Wendy Doolittle, McKinley Hall
Lee Lawson, Women’s Recovery Center
Jaime Lennon, Greene County Family Violence Prevention Center
Kate LeVesconte, Oesterlen Services for Youth
Mike Wallace, McKinley Hall
Don Warner, Oesterlen Services for Youth*

Ben Harrison opened the meeting by having all present introduce him/herself and indicated who they represent.

The first item was the request by Madison County Department of Family and Children to change the unit rate and number of units originally approved by the Mental Health & Recovery Board of Clark, Greene and Madison Counties (MHRB) for FY 2013. Sherry Baldwin, Coordinator of the Department, explained that the request is based on the expansion of the PAX Good Behavior Game (GBG) into additional classrooms and a day care center and the addition of activity to mentor a GBG champion in preparation for implementing GBG in other schools in the future.

The motion was read as follows:

IT IS THE RECOMMENDATION OF THE COMBINED ALCOHOL/DRUG AND MENTAL HEALTH COMMITTEES THAT THE MENTAL HEALTH & RECOVERY BOARD OF CLARK, GREENE AND MADISON COUNTIES APPROVE THE REQUESTED UNIT RATE CHANGE TO THE FY 2013 CONTRACT WITH MADISON COUNTY DEPARTMENT OF FAMILY AND CHILDREN AS SHOWN BELOW:

FISCAL YEAR 2013 – Amended Service Rates

<i>Alcohol and Other Drug</i>	<i>Board Rate</i>	<i>Units</i>
<i>Prevention Education</i>	<i>60.44</i>	<i>850</i>

Scott Anger moved for approval of the motion and Joe Keferl seconded.

The motion passed unanimously.

The second item was an allocation for the Rehabilitation Services Commission (RSC) Recovery to Work (VRP3) Project through September 30, 2013. Kent Youngman reminded the committee about the motion passed at the September 2012 MHRB meeting to provide match dollars for this project. The budget has been finalized with RSC and identifies a local match amount of \$103,532.40. The new contract includes agreements with two MHRB partner agencies, McKinley Hall and TCN Behavioral Health Services.

The motion was read as follows:

IT IS THE RECOMMENDATION OF THE COMBINED MENTAL HEALTH AND ALCOHOL/DRUG COMMITTEES THAT THE MENTAL HEALTH AND RECOVERY BOARD OF CLARK, GREENE AND MADISON COUNTIES ALLOCATE UP TO \$688,854.09 FOR THE RSC VRP3 PROJECT (BOTH ADMINISTRATIVE AND VOCATIONAL/TREATMENT SERVICES). THE PROJECT COVERS THE PERIOD FROM OCTOBER 1, 2012 THROUGH SEPTEMBER 30, 2013. ADMINISTRATIVE EXPENSES OF UP TO \$238,854.09 WILL BE PROCESSED THROUGH THE BOARD WHILE THE CASE SERVICES AMOUNT OF UP TO \$450,000 WILL BE BILLED DIRECTLY TO RSC BY PROVIDERS.

Delvin Harshaw moved for approval of the motion and Julie Anthony seconded.

Joe Keferl asked about improvements in the process of working with RSC. Kent responded that the meeting was more congenial than before and that he believes we have a good contract and plan in place.

The motion passed unanimously.

The third item was an update on the implementation of the Feedback in Treatment (FIT) approach to clinical services. Kent noted that most of the current MHRB members were not a part of the orientation to FIT and the decision making process to train providers and implement the FIT approach in partner agencies of the MHRB. He indicated that each agency will report on the status of FIT implementation in his/her organization.

Kathleen Diegelman, Family Solutions Center, TCN Behavioral Health Services, reported that two (2) youth outpatient counselors and two (2) adult outpatient counselors are using the FIT approach and entering data into My Outcomes. These counselors will attend the upcoming FIT training in January 2013. Kathleen regularly attends the monthly meetings at the MHRB for agencies implementing FIT and reported that her agency is committed to the implementation of FIT. TCN requires concurrent documentation by clinicians, meaning that electronic health record data, My Outcomes data, and clinical progress notes must be entered electronically by the end of the session. Kathleen reported that some clinicians and clients do not like the time this takes from the "talking" part of the session, especially if there has been a time lapse of several weeks between sessions. The agency is discussing options to address this issue; including having clients complete the My Outcomes Outcome Rating Scale (ORS) on paper in the waiting room and having support personnel enter the data. Kathleen has requested one-on-one time with Dr. Miller when he is here in January 2013.

The committee reviewed the ORS and the Session Rating Scale (SRS) and graphs showing aggregate data on the MHRB system for all clients receiving the FIT approach to treatment.

Tim Callahan stated that his staff has continued to improve as they have continued to administer the scales and integrate the information from the scales into clinical work. Kate LeVesconte reminded the committee that research shows that progress in treatment is much more dependent on the therapeutic alliance and allegiance to a shared theory of change than a particular methodology and is supportive of an approach that stresses the alliance and allegiance factors in treatment.

As the committee reviewed the aggregate data, there was robust discussion about what could be determined in the future about effectiveness, number of sessions needed, etc.

Lee Lawson, representing Women's Recovery Center for Michele Cox, reported that two (2) clinicians are currently using the ORS in groups at the beginning of each week and the SRS in individual sessions. Access to statistics on improvement is helpful to both clinicians and clients in addressing progress toward meeting treatment goals and making changes to treatment quickly. Some issues around access to computers are occurring.

Jaime Lennon, Greene County Family Violence Prevention Center, has three (3) staff entering data into My Outcomes and using the FIT approach. All three have attended the two-day FIT trainings. Jamie reported the benefits as the ability to identify problem areas quickly and generate therapeutic responses immediately through the "real-time" feedback in My Outcomes.

Mike Wallace, McKinley Hall, began his presentation by stating that the agency has begun to identify trends using My Outcome data. He distributed handouts showing a 2% increase in satisfactory discharges and an increase in client retention. Mike indicated that the data is helpful to supervisors in reviewing client activity. McKinley Hall plans to implement the electronic health record within the next two quarters and move ahead to incorporate this data with other behavioral health data.

Diana Padrutt, Mental Health Services for Madison County, indicated that staff turnover means fewer clinicians will enter data into My Outcomes until they receive further training. Child and youth outpatient services have four (4) clinicians who are entering data into My Outcomes. Diana reported that clients in Madison County like the ORS and SRS quite a bit and regularly use the data with therapists. Clients seem more engaged when they have a trajectory of progress visually before them and tend to talk openly about what it means in their treatment progress. Using the scales allows for quicker engagement when a client transfers to a different level of care and has a new therapist because both can use the data for continuity of care.

Tim Callahan, Greene County Educational Service Center, identified the population served as 5-21 year olds, grades K – 12 in forty (40) buildings through the nine (9) school districts in Greene County. All twenty (20) of his staff use the FIT approach and enter data into My Outcomes. His staff likes having information on client progress because it allows for quick intervention. Any decline is noted quickly and addressed with the client. Because children and adolescents are usually not asked how treatment is going, they are very active participants once they realize that their voice is regularly heard and treatment is adjusted accordingly. Tim has some concerns about the first couple of years of data and indicated that he will trust it more after another year of building a culture of feedback among staff.

Kate LeVesconte, Oesterlen Services for Youth, reported that three (3) therapists in the Intensive Home-Based Treatment (IHBT) program have been using the scales for two (2) years. IHBT services are available only to families where there is a significant risk of out of home placement. IHBT services are provided mostly out of the office, therefore the scales are administered using pencil and paper and the data is entered later. Kate plans to use the data to help reduce the time clients need IHBT services. Oesterlen plans to implement FIT and the use of My Outcomes across all agency programs, giving a client base of approximately 400 outpatient counseling clients, 15 – 20 residential clients and 15 IHBT clients. The infrastructure is in place and the agency is committed to attending the January 2013 training.

Kent supported purchasing the additional My Outcomes licenses required for full implementation at Oesterlen and explained that funding for the purchase of licenses has already been allocated. The contract for My Outcome licenses will be amended to include the number needed for Oesterlen.

The final item was an update on the work done on prevention and some plans for moving forward. Committee members were directed to Attachment D, a narrative of progress to date in changing our direction in prevention services, focusing more on community prevention and environmental strategies.

Kent gave a brief update on levy activities in Greene County, including information on yard signs.

There was no other miscellaneous business. Ben adjourned the meeting at 7:10 p.m.

Finance Committee Report

Friday, October 5, 2012

The Finance Committee met Friday, October 5, 2012 at 7:30 a.m. at the Mental Health & Recovery Board of Clark, Greene and Madison Counties, 1055 East High Street, Springfield, Ohio.

PRESENT: Julie Anthony, Chairperson; Kimberly Michael and Roger Roberts

Staff: Kent Youngman, CEO; Nancy Chiles, Mark Huff and Kevin Taylor

The first item on the agenda was a review of the Board's FY 2013 Revenue Sources document that demonstrated various formats regarding how the current fiscal year total revenue of \$15,944,179 is distributed. Kevin Taylor reviewed the attached reports and explained that the Board is required to approve the Revenue Sources annually after allocations from the state are received by the Board. There was some general discussion about how the Funding Sources have changed since Medicaid elevation to the Ohio Department of Jobs and Family Services.

IT IS THE RECOMMENDATION OF THE FINANCE COMMITTEE THAT THE MENTAL HEALTH & RECOVERY BOARD OF CLARK, GREENE AND MADISON COUNTIES APPROVE THE PROPOSED FISCAL YEAR 2013 FUNDING SOURCES AS REFLECTED IN THE ATTACHED DOCUMENT. THE TOTAL REVENUE NEEDED FOR FY 2013 EXPENDITURES IS \$15,944,179.

IT was MOVED BY KIM MICHAEL, SECONDED BY JULIE ANTHONY TO RECOMMEND TO THE FULL BOARD TO APPROVE THE PROPOSED FISCAL YEAR 2013 FUNDING SOURCES AS PRESENTED.

MOTION CARRIED.

The next agenda item was the review of the Board's Five Year Projections (2013 – 2017). Kevin reviewed for the Committee the document outlining the Board's Five Year projections of revenues and expenses for the entire system and also for each of the three counties separately. Kevin pointed out to the Committee that the five year projections were formatted somewhat differently this year to accommodate new GASB 54 reporting requirements. This difference is at the bottom of each page of the Five Year Projections where the beginning balance, any increases or decreases and the ending balance of any Committed/Assigned funds are shown. Kevin also pointed out that each county has an ending unassigned cash balance greater than the targeted reserve of 1.5 to 2 months (Board Policy #5) of annual expenditures at the end of the five years concluding in FY 2017. For reference the Five Year Projections are attached.

Next on the agenda Kevin asked Mark Huff, Assistant Finance Director, to review for the Committee all the Board's Assigned/Committed funds according to new GASB 54 fund balance reporting guidelines. Mark walked the Committee through the attachments and explained how a motion at the June 8, 2012 Combined Executive and Building and Grounds Committee had

formally committed certain funds as intended for a specific purpose and therefore imposed constraints on them by the Board. Those funds remain committed until either spent for the intended purpose or formal Board action to rescind the commitment of those funds. For reference attached is the information reviewed by the committee.

Next Kevin asked Mark to review some new monthly financial reporting formats staff thought might be more meaningful for Board members. One reason for the changes was to have the monthly financial reports clearly segregate reporting for the FY '13 Hot Spot activity where the Ohio Department of Mental Health asked the Board to serve as fiscal agent. While Hot Spot funds move through the Board it is strictly pass through and the Board has no say on how these funds are spent. There was consensus by Finance Committee members that they would like to adopt the new reporting formats and that these would begin at the October Board meeting.

MISCELLANEOUS

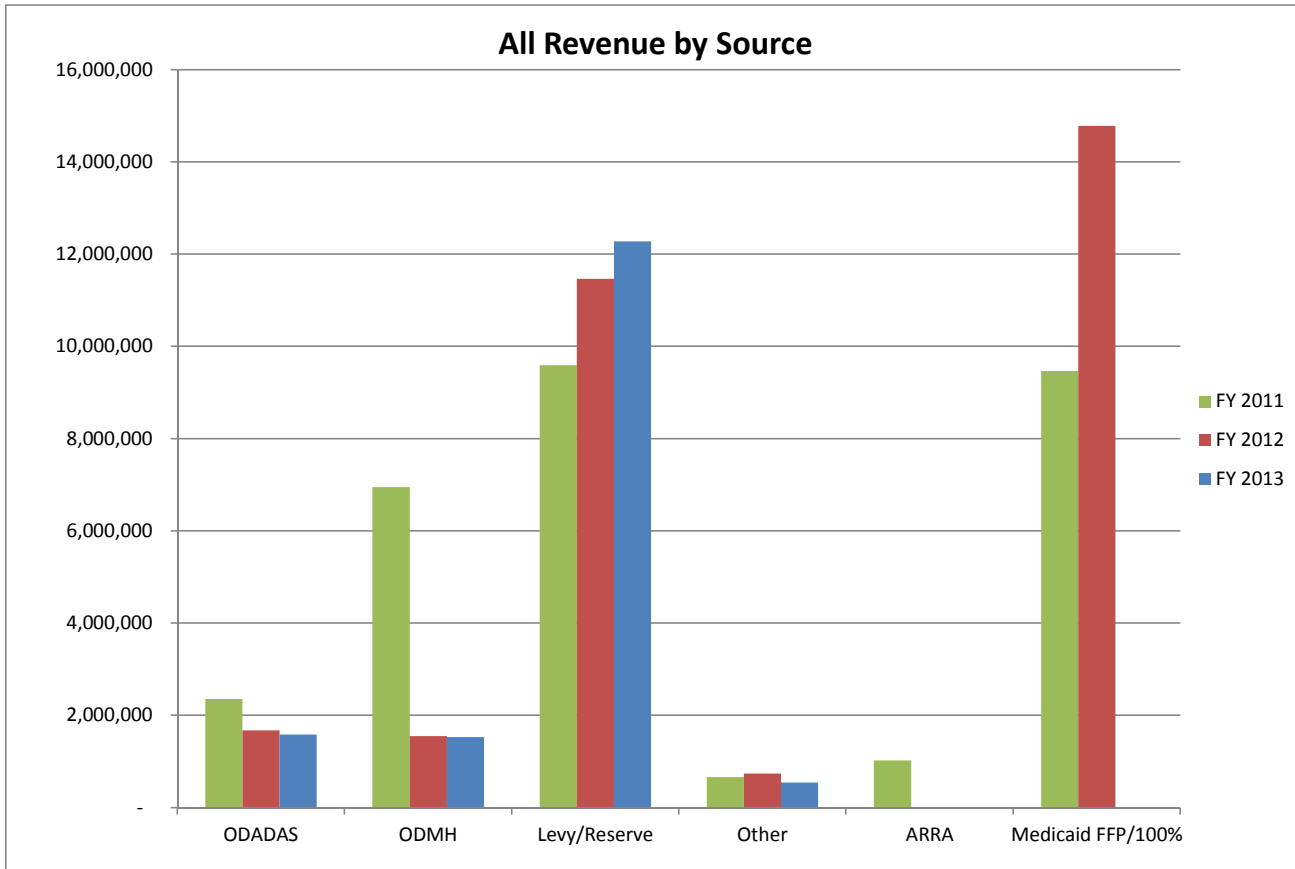
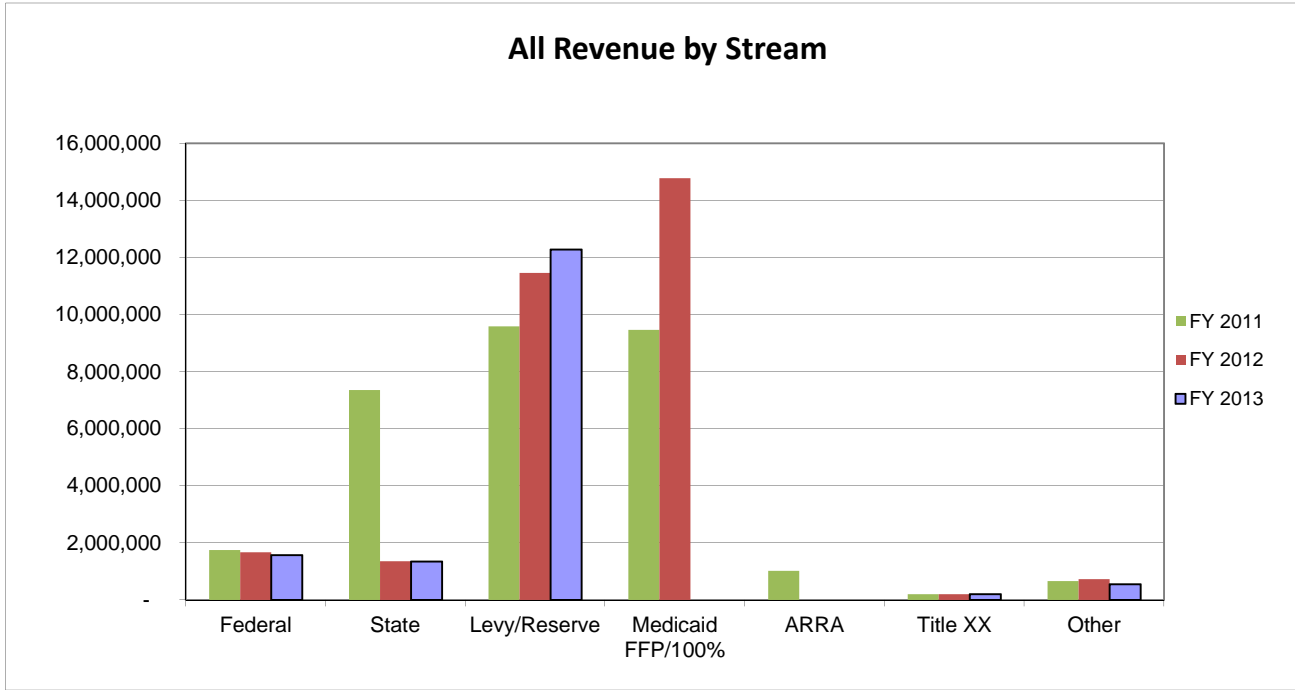
Kevin reported that the Board's annual financial audit is delayed this year compared to previous years but that the Board's auditor said we would have a firm date for the FY 2012 audit next week.

That concludes the Finance Committee report.

FY 2013 REVENUE SOURCES

MHRB of Clark, Greene and Madison
Fiscal Year 2013 Summary of Funding Sources for All Services and Board Activities

	<u>Federal</u>	<u>State</u>	<u>Levy/Reserve</u>	<u>Title XX</u>	<u>Other</u>	<u>Total</u>
Alcohol and Other Drug Services	\$ 1,336,122	241,339	2,644,509	-	29,354	4,251,324
Mental Health Services	219,713	1,107,182	7,270,976	200,040	516,557	9,314,468
Board Activities*	14,790	-	2,363,597	-	-	2,378,387
Total	1,570,625	1,348,521	12,279,082	200,040	545,911	\$ 15,944,179

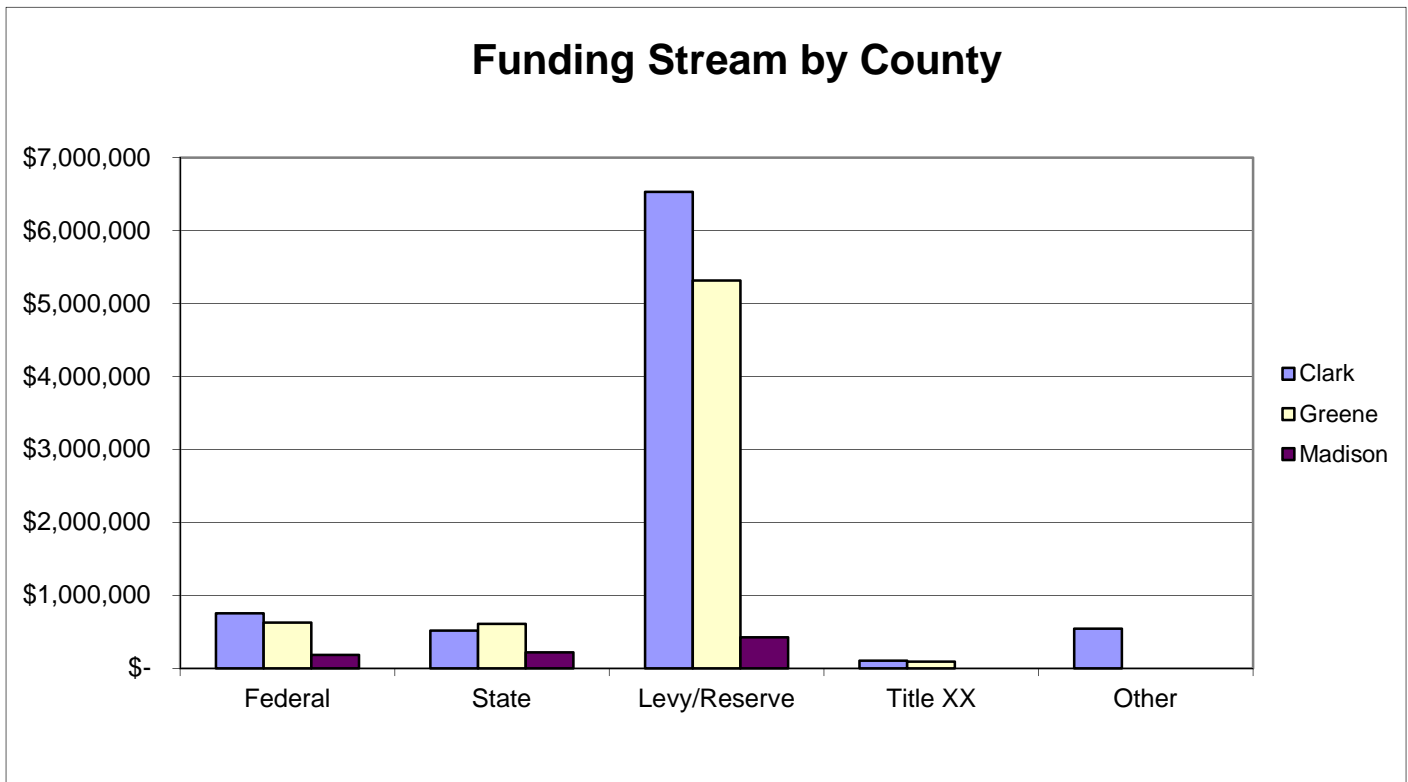


* Board Activities consist of Board operations, Board Facility and Board capital budget expenses

MHRB of Clark, Greene and Madison
Fiscal Year 2013 Summary of Funding Sources for County Activities

	<u>Federal</u>	<u>State</u>	<u>Levy</u>	<u>Reserves</u>	<u>Title XX</u>	<u>Other</u>	<u>Total</u>
Clark	\$ 755,524	518,183	5,993,652	540,874	107,540	545,911	8,461,684
Greene	628,611	611,339	4,820,855	496,345	92,500	-	6,649,650
Madison	<u>186,490</u>	<u>218,999</u>	<u>375,328</u>	<u>52,028</u>	-	-	<u>832,845</u>
Total	<u>1,570,625</u>	<u>1,348,521</u>	<u>11,189,835</u>	<u>1,089,247</u>	<u>200,040</u>	<u>545,911</u>	<u>\$ 15,944,179</u>

Federal revenue includes RSC VRP3 at \$14,790



Allocation Method

Federal Funds: Allocated by 20% Base and 80% Per Capita (Unless Agency Requested Grant)

State Funds: Allocated by 20% Base and 80% Per Capita (Unless Agency Requested Grant)

Pass Through funding not listed: Central Pharmacy \$238,165 ,RSC VRP3 \$226,395 ,Hot Spot \$2,127,785

**MHRB of Clark, Greene and Madison
Fiscal Year 2013 Agency Funding Sources for Alcohol and Other Drug Services**

	<u>Federal</u>	<u>State</u>	<u>Levy</u>	<u>Other</u>	<u>Total</u>
Clark County Educational Service Center	\$ 72,817	7,183	-	-	80,000
Greene County ESC	29,558	-	49,993	-	79,551
Greene County Juvenile Court	2,109	-	42,891	-	45,000
Greene Leaf	-	29,306	29,843	-	59,149
Madison County Family & Children First	39,283	3,245	8,844	-	51,372
Matt Talbot House	-	-	71,504	-	71,504
McKinley Hall	406,630	76,699	1,002,745	29,354	1,515,428
Mental Health Services for Clark & Madison	95,992	28,908	10,650	-	135,550
Springfield Metropolitan Housing Authority	25,389	-	9,171	-	34,560
TCN Behavioral Health Services, Inc.	340,337	95,998	1,291,694	-	1,728,029
Various Providers	6,753	-	30,000	-	36,753
Women's Recovery Center	<u>317,254</u>	<u>-</u>	<u>97,174</u>	<u>-</u>	<u>414,428</u>
All Alcohol and Other Drug Services	<u>1,336,122</u>	<u>241,339</u>	<u>2,644,509</u>	<u>29,354</u>	<u>\$ 4,251,324</u>

The data shown represents information provided by contract agencies

Not all contract agencies provide such information in regards to the source of the funds, the Board has discretion of what funds to allocate

Various Providers are In-Region Agencies that can access Madison MAT \$30,000 on a billing basis and ODADAS Youth-Led Prevention for contract

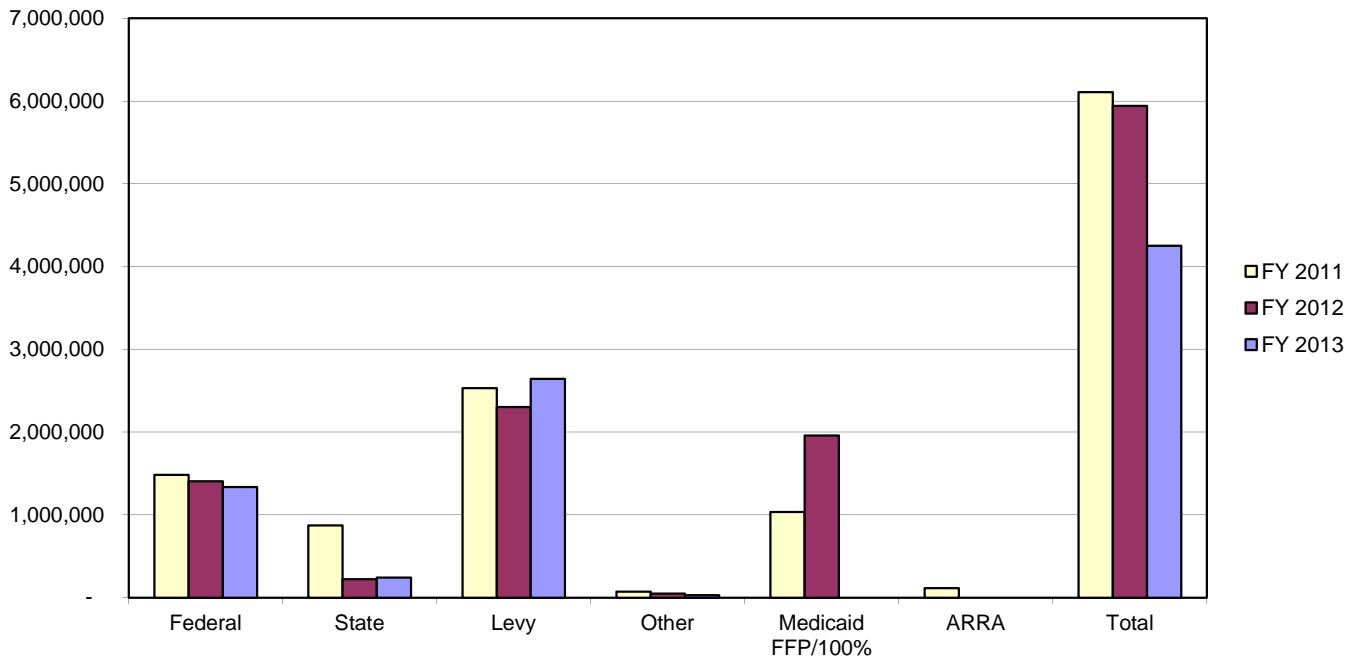
**MHRB of Clark, Greene and Madison
AOD Services Three Year Funding Comparison**

ADMH Board Funding \$ 4,251,324

Percentage of Expense:

	FY 2013	Funding %	FY 2012	Funding %	FY 2011	Funding %
Federal	1,336,122	31.4%	1,407,337	23.7%	1,482,834	24.3%
State	241,339	5.7%	222,954	3.8%	871,114	14.3%
Levy	2,644,509	62.2%	2,301,897	38.7%	2,533,059	41.5%
Other	29,354	0.7%	49,193	0.8%	73,386	1.2%
Medicaid FFP/100%	-	0.0%	1,959,529	33.0%	1,034,053	16.9%
ARRA	-	0.0%	-	0.0%	114,775	1.9%
Total	4,251,324		5,940,910		6,109,221	

AOD Three Year Comparison



**MHRB of Clark, Greene and Madison
Fiscal Year 2013 Agency Funding Sources for Mental Health Services**

	<u>Federal</u>	<u>State</u>	<u>Levy</u>	<u>Title XX</u>	<u>Other</u>	<u>Total</u>
Catholic Social Services	\$ -	-	-	-	-	-
Clark County Family Council	-	-	111,992	-	-	111,992
Elderly United	-	-	93,484	-	-	93,484
Family Violence Prevention	-	-	30,213	-	-	30,213
Forensic Psychiatry Center for Western Ohio	2,683	10,961	-	-	-	13,644
Greene County Family Council	-	-	169,494	-	-	169,494
Greene County ESC	-	-	206,075	-	-	206,075
Housing Solutions of Greene County, Inc.	-	-	137,482	-	-	137,482
Madison County Family Council	-	-	26,344	-	-	26,344
McKinley Hall	-	-	40,000	-	-	40,000
Mental Health Services for Clark & Madison	121,432	602,579	3,082,762	107,540	346,557	4,260,870
NAMI	-	-	313,210	-	-	313,210
Oesterlen Services for Youth	-	-	25,000	-	170,000	195,000
Out of Region Providers	-	26,488	15,000	-	-	41,488
Project Woman	-	-	91,000	-	-	91,000
Rocking Horse	-	-	55,000	-	-	55,000
TCN Behavioral Health Services, Inc.	95,598	467,154	1,686,963	92,500	-	2,342,215
Various Providers	-	-	1,083,425	-	-	1,083,425
RSC VRP3 Matching Funds	-	-	103,532	-	-	103,532
All Mental Health Services	<u>219,713</u>	<u>1,107,182</u>	<u>7,270,976</u>	<u>200,040</u>	<u>516,557</u>	<u>\$ 9,314,468</u>

The data shown represents information provided by contract agencies

Not all contract agencies provide such information in regards to the source of the funds, the Board has discretion of what funds to allocate

Various Providers are In-Region Agencies that will access the Risk Pool, Emergency Housing and Medication funds, Outcomes Training and Mini-Grants

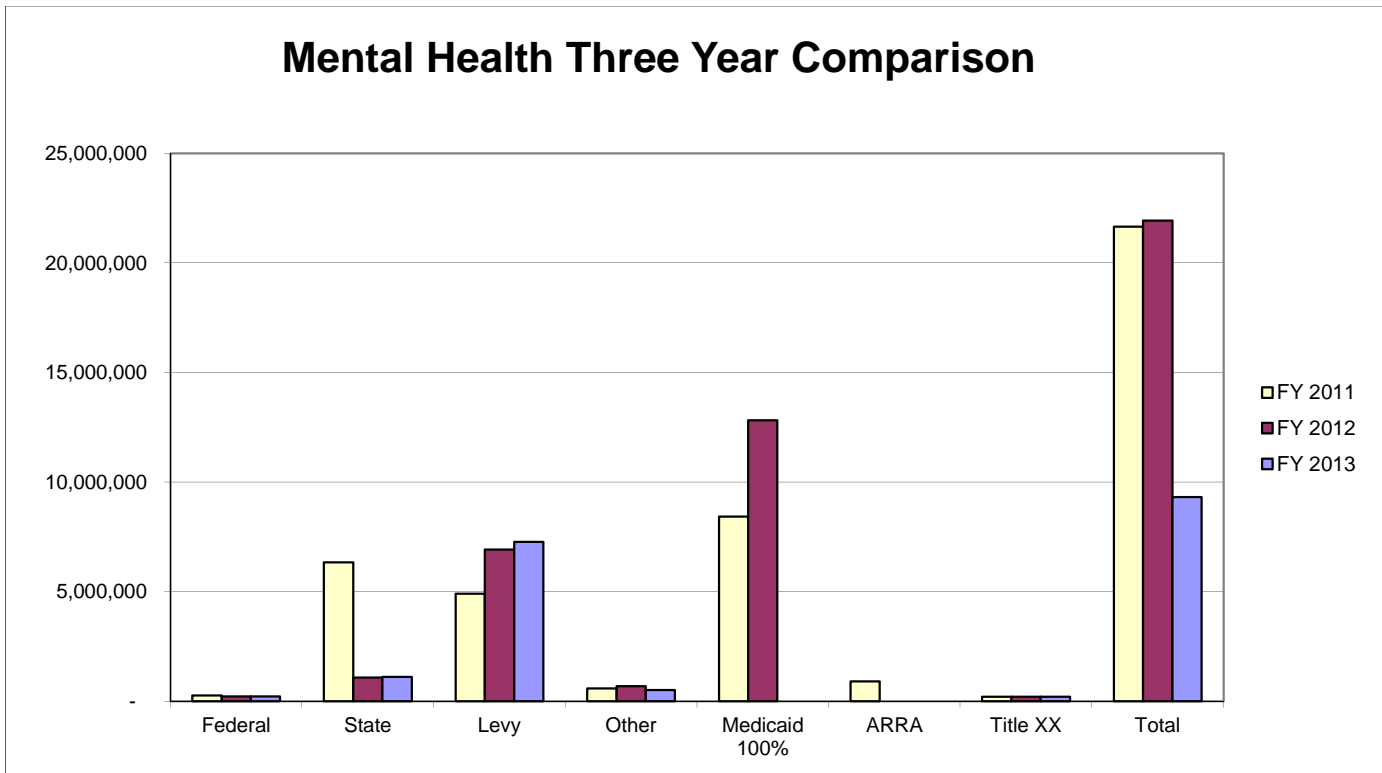
**MHRB of Clark, Greene and Madison
MH Services Three Year Funding Comparison**

ADMH Board Funding \$ 9,314,468

Percentage of Expense:

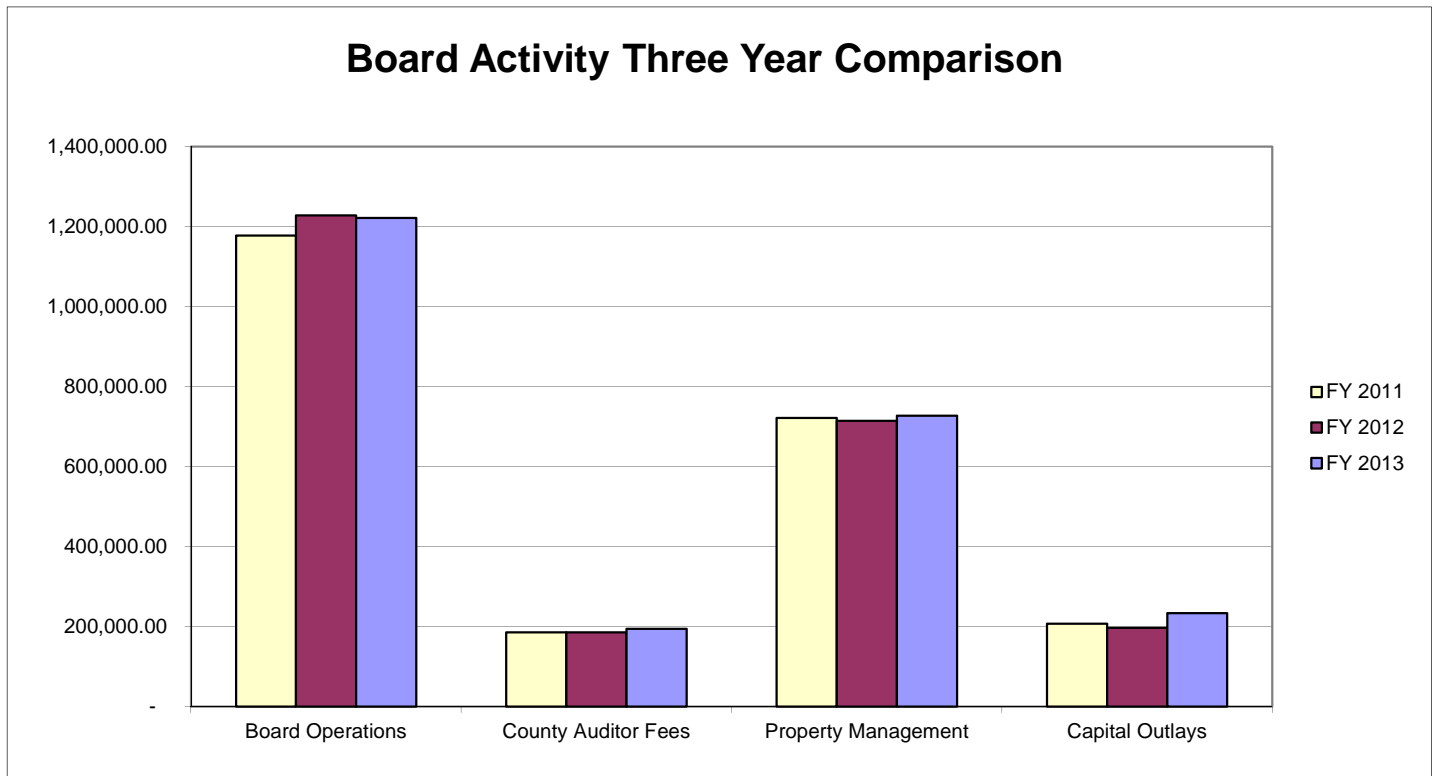
	<u>FY 2013</u>	<u>Funding %</u>	<u>FY 2012</u>	<u>Funding %</u>	<u>FY 2011</u>	<u>Funding %</u>
Federal	219,713	2.4%	219,713	1.0%	264,449	1.2%
State	1,107,182	11.9%	1,080,694	4.9%	6,335,828	29.3%
Levy	7,270,976	78.1%	6,931,300	31.6%	4,914,945	22.7%
Other	516,557	5.5%	686,557	3.1%	591,586	2.7%
Medicaid FFP/100%	-	0.0%	12,820,830	58.4%	8,435,903	39.0%
ARRA	-	0.0%	-	0.0%	910,663	4.2%
Title XX	200,040	2.1%	200,040	0.9%	200,040	0.9%
Total	9,314,468		21,939,134		21,653,414	

Mental Health Three Year Comparison



**MHRB of Clark, Greene and Madison
Fiscal Year 2013 Detail Board Activities and Funding Stream**

	<u>Federal</u>	<u>State</u>	<u>Levy</u>	<u>Rent/Other</u>	<u>Total</u>
Board Operations	\$ 14,790		1,207,409		1,222,199
County Auditor Fees	-	-	195,000	-	195,000
Property Management	-		83,756	643,532	727,288
Capital Outlays	-	-	15,000	218,900	233,900
All Board Activities	<u>14,790</u>	<u>-</u>	<u>1,501,165</u>	<u>862,432</u>	<u>\$ 2,378,387</u>



FIVE YEAR FINANCIAL PROJECTIONS

MENTAL HEALTH & RECOVERY BOARD OF
CLARK, GREENE AND MADISON COUNTIES
FIVE YEAR PROJECTIONS

FISCAL POSITION	FY 2013	FY 2014	FY 2015	FY 2016	FY 2017
BEGINNING UNASSIGNED BALANCE	6,387,111	5,057,147	4,807,445	4,457,654	4,107,863
REVENUE:					
Ohio Department of Mental Health	1,526,935	1,500,447	1,500,447	1,500,447	1,500,447
Ohio Department of Alcohol & Drug Addiction Services	1,577,461	1,577,461	1,577,461	1,577,461	1,577,461
Ohio Rehabilitation Services Commission	241,185	59,713	-	-	-
Medicaid-Federal	-	-	-	-	-
Medicaid-American Recovery & Reinvestment Act	-	-	-	-	-
Levy	10,386,167	10,165,397	10,035,308	10,035,308	10,035,308
Miscellaneous	1,349,580	1,349,580	1,349,580	1,349,580	1,349,580
TOTAL REVENUE	15,081,328	14,652,598	14,462,796	14,462,796	14,462,796
EXPENSES:					
Risk Pool	975,000	-	-	-	-
VRP3 Project	241,185	59,713	-	-	-
Reserve Spending	500,500	500,500	500,500	500,500	-
Administration Savings	150,000	150,000	150,000	150,000	-
MEDICAID FEDERAL	-	-	-	-	-
AGENCY ALLOCATIONS:					
Clark County Educational Service Center	80,000	80,000	80,000	80,000	80,000
Clark County Family & Children First	111,992	111,992	111,992	111,992	111,992
Elderly United of Springfield & Clark County	93,484	93,484	93,484	93,484	93,484
Family Violence Prevention Center of Greene County	30,213	30,213	30,213	30,213	30,213
Greene County Educational Service Center	225,633	225,633	225,633	225,633	225,633
Greene County Family & Children First	169,494	169,494	169,494	169,494	169,494
Greene County Juvenile Court	45,000	45,000	45,000	45,000	45,000
Greene Leaf Therapeutic Community	59,149	59,149	59,149	59,149	59,149
Housing Solutions of Greene County, Inc.	137,482	137,482	137,482	137,482	137,482
Madison County Department of Family & Children	77,716	77,716	77,716	77,716	77,716
Matt Talbot House	71,504	71,504	71,504	71,504	71,504
McKinley Hall, Inc	1,417,181	1,417,181	1,417,181	1,417,181	1,417,181
Mental Health Services of Clark and Madison Counties	4,176,420	4,176,420	4,176,420	4,176,420	4,176,420
NAMI of Clark & Greene County	313,210	313,210	313,210	313,210	313,210
Oesterlen Services for Youth	195,000	195,000	195,000	195,000	195,000
Project Women	91,000	91,000	91,000	91,000	91,000
Special Placements/Emergency Housing	42,413	38,425	38,425	38,425	38,425
Springfield Metropolitan Housing Authority	34,560	34,560	34,560	34,560	34,560
TCN Behavioral Health Services	3,990,244	3,865,244	3,865,244	3,865,244	3,865,244
Women's Recovery Center	414,428	414,428	414,428	414,428	414,428
OTHER TREATMENT CONTRACTS	248,929	145,397	145,397	145,397	145,397
OPERATIONS/CAPITAL/PUBLIC RELATIONS	2,369,555	2,369,555	2,369,555	2,369,555	2,369,555
TOTAL EXPENDITURES	16,261,292	14,872,300	14,812,587	14,812,587	14,162,087
Excess of Revenues Over (Under) Expenditures	(1,179,964)	(219,702)	(349,791)	(349,791)	300,709
Transfer to Committed/Assigned	(150,000)	(30,000)	-	-	-
PROJECTED ENDING UNASSIGNED BALANCE	5,057,147	4,807,445	4,457,654	4,107,863	4,408,572
COMMITTED/ASSIGNED BEGINNING BALANCE	530,247	590,247	470,247	440,247	440,247
Increase	150,000	30,000	-	-	-
Decrease	90,000	150,000	30,000	-	-
COMMITTED/ASSIGNED ENDING BALANCE	590,247	470,247	440,247	440,247	440,247
PROJECTED ENDING CASH BALANCE	5,647,393	5,277,691	4,897,900	4,548,109	4,848,818

MENTAL HEALTH & RECOVERY BOARD
CLARK COUNTY
FIVE YEAR PROJECTIONS

FISCAL POSITION	FY 2013	FY 2014	FY 2015	FY 2016	FY 2017
BEGINNING UNASSIGNED BALANCE	3,478,074	2,715,560	2,570,501	2,314,428	2,054,244
REVENUE:					
Ohio Department of Mental Health	628,961	622,869	622,869	622,869	622,869
Ohio Department of Alcohol & Drug Addiction Services	744,448	737,414	737,414	737,414	737,414
Ohio Rehabilitation Services Commission	116,583	30,231	-	-	-
Medicaid-Federal	-	-	-	-	-
Medicaid-American Recovery & Reinvestment Act	-	-	-	-	-
Levy	5,708,144	5,541,338	5,418,046	5,418,046	5,418,046
Miscellaneous	831,420	831,420	831,420	831,420	831,420
TOTAL REVENUE	8,029,556	7,763,272	7,609,749	7,609,749	7,609,749
EXPENSES:					
Risk Pool	675,000	-	-	-	-
VRP3 Project	116,583	30,231	-	-	-
Reserve Spending	420,500	420,500	420,500	420,500	-
Administration Savings	79,500	79,500	79,500	79,500	-
MEDICAID FEDERAL	-	-	-	-	-
AGENCY ALLOCATIONS:					
Clark County Educational Service Center	80,000	80,000	80,000	80,000	80,000
Clark County Family & Children First	111,992	111,992	111,992	111,992	111,992
Elderly United of Springfield & Clark County	93,484	93,484	93,484	93,484	93,484
Family Violence Prevention Center of Greene County	-	-	-	-	-
Greene County Educational Service Center	-	-	-	-	-
Greene County Family & Children First	-	-	-	-	-
Greene County Juvenile Court	-	-	-	-	-
Greene Leaf Therapeutic Community	-	-	-	-	-
Housing Solutions of Greene County, Inc.	-	-	-	-	-
Madison County Department of Family & Children	-	-	-	-	-
Matt Talbot House	71,504	71,504	71,504	71,504	71,504
McKinley Hall, Inc	1,417,181	1,417,181	1,417,181	1,417,181	1,417,181
Mental Health Services of Clark and Madison Counties	3,630,210	3,630,210	3,630,210	3,630,210	3,630,210
NAMI of Clark & Greene County	140,555	140,555	140,555	140,555	140,555
Oesterlen Services for Youth	195,000	195,000	195,000	195,000	195,000
Project Women	91,000	91,000	91,000	91,000	91,000
Special Placements/Emergency Housing	13,442	12,350	12,350	12,350	12,350
Springfield Metropolitan Housing Authority	34,560	34,560	34,560	34,560	34,560
TCN Behavioral Health Services	-	-	-	-	-
Women's Recovery Center	236,559	236,559	236,559	236,559	236,559
OTHER TREATMENT CONTRACTS	104,018	51,218	51,218	51,218	51,218
OPERATIONS/CAPITAL/PUBLIC RELATIONS	1,130,982	1,212,487	1,200,209	1,204,320	1,202,910
TOTAL EXPENDITURES	8,642,070	7,908,331	7,865,822	7,869,933	7,368,523
Excess of Revenues Over (Under) Expenditures	(612,514)	(145,059)	(256,073)	(260,184)	241,226
Transfer to Committed/Assigned	(150,000)	-	-	-	-
PROJECTED ENDING UNASSIGNED BALANCE	2,715,560	2,570,501	2,314,428	2,054,244	2,295,470
COMMITTED/ASSIGNED BEGINNING BALANCE	20,453	170,453	20,453	20,453	20,453
Increase	150,000	-	-	-	-
Decrease	-	150,000	-	-	-
COMMITTED/ASSIGNED ENDING BALANCE	170,453	20,453	20,453	20,453	20,453
PROJECTED ENDING CASH BALANCE	2,886,013	2,590,954	2,334,881	2,074,697	2,315,923

MENTAL HEALTH & RECOVERY BOARD
GREENE COUNTY
FIVE YEAR PROJECTIONS

FISCAL POSITION	FY 2013	FY 2014	FY 2015	FY 2016	FY 2017
BEGINNING UNASSIGNED BALANCE	2,445,638	1,942,316	1,884,040	1,813,356	1,746,718
REVENUE:					
Ohio Department of Mental Health	676,837	662,533	662,533	662,533	662,533
Ohio Department of Alcohol & Drug Addiction Services	649,402	649,913	649,913	649,913	649,913
Ohio Rehabilitation Services Commission	117,801	29,482	-	-	-
Medicaid-Federal	-	-	-	-	-
Medicaid-American Recovery & Reinvestment Act	-	-	-	-	-
Levy	4,308,875	4,262,694	4,262,694	4,262,694	4,262,694
Miscellaneous	511,980	511,980	511,980	511,980	511,980
TOTAL REVENUE	6,264,895	6,116,602	6,087,120	6,087,120	6,087,120
EXPENSES:					
Risk Pool	250,000	-	-	-	-
VRP3 Project	117,801	29,482	-	-	-
Reserve Spending	65,000	65,000	65,000	65,000	-
Administration Savings	63,000	63,000	63,000	63,000	-
MEDICAID FEDERAL	-	-	-	-	-
AGENCY ALLOCATIONS:					
Clark County Educational Service Center	-	-	-	-	-
Clark County Family & Children First	-	-	-	-	-
Elderly United of Springfield & Clark County	-	-	-	-	-
Family Violence Prevention Center of Greene County	30,213	30,213	30,213	30,213	30,213
Greene County Educational Service Center	225,633	225,633	225,633	225,633	225,633
Greene County Family & Children First	169,494	169,494	169,494	169,494	169,494
Greene County Juvenile Court	45,000	45,000	45,000	45,000	45,000
Greene Leaf Therapeutic Community	59,149	59,149	59,149	59,149	59,149
Housing Solutions of Greene County, Inc.	137,482	137,482	137,482	137,482	137,482
Madison County Department of Family & Children	-	-	-	-	-
Matt Talbot House	-	-	-	-	-
McKinley Hall, Inc	-	-	-	-	-
Mental Health Services of Clark and Madison Counties	-	-	-	-	-
NAMI of Clark & Greene County	162,655	162,655	162,655	162,655	162,655
Oesterlen Services for Youth	-	-	-	-	-
Project Women	-	-	-	-	-
Special Placements/Emergency Housing	21,654	19,850	19,850	19,850	19,850
Springfield Metropolitan Housing Authority	-	-	-	-	-
TCN Behavioral Health Services	3,990,244	3,865,244	3,865,244	3,865,244	3,865,244
Women's Recovery Center	170,211	170,211	170,211	170,211	170,211
OTHER TREATMENT CONTRACTS	101,434	50,702	50,702	50,702	50,702
OPERATIONS/CAPITAL/PUBLIC RELATIONS	1,159,247	1,081,763	1,094,171	1,090,125	1,091,385
TOTAL EXPENDITURES	6,768,217	6,174,878	6,157,804	6,153,758	6,027,018
Excess of Revenues Over (Under) Expenditures	(503,322)	(58,276)	(70,684)	(66,638)	60,102
Transfer to Committed/Assigned	-	-	-	-	-
PROJECTED ENDING UNASSIGNED BALANCE	1,942,316	1,884,040	1,813,356	1,746,718	1,806,820
COMMITTED/ASSIGNED BEGINNING BALANCE	289,627	199,627	199,627	199,627	199,627
Increase	-	-	-	-	-
Decrease	90,000	-	-	-	-
COMMITTED/ASSIGNED ENDING BALANCE	199,627	199,627	199,627	199,627	199,627
PROJECTED ENDING CASH BALANCE	2,141,942	2,083,666	2,012,982	1,946,344	2,006,446

MENTAL HEALTH & RECOVERY BOARD

**MADISON COUNTY
FIVE YEAR PROJECTIONS**

FISCAL POSITION	FY 2013	FY 2014	FY 2015	FY 2016	FY 2017
BEGINNING UNASSIGNED BALANCE	463,399	399,271	352,904	329,870	306,901
REVENUE:					
Ohio Department of Mental Health	221,137	215,045	215,045	215,045	215,045
Ohio Department of Alcohol & Drug Addiction Services	183,611	190,134	190,134	190,134	190,134
Ohio Rehabilitation Services Commission	6,801	-	-	-	-
Medicaid-Federal	-	-	-	-	-
Medicaid-American Recovery & Reinvestment Act	-	-	-	-	-
Levy	369,148	361,365	354,568	354,568	354,568
Miscellaneous	6,180	6,180	6,180	6,180	6,180
TOTAL REVENUE	786,877	772,724	765,927	765,927	765,927
EXPENSES:					
Risk Pool	50,000	-	-	-	-
VRP3 Project	6,801	-	-	-	-
Reserve Spending	15,000	15,000	15,000	15,000	-
Administration Savings	7,500	7,500	7,500	7,500	-
MEDICAID FEDERAL	-	-	-	-	-
AGENCY ALLOCATIONS:					
Clark County Educational Service Center	-	-	-	-	-
Clark County Family & Children First	-	-	-	-	-
Elderly United of Springfield & Clark County	-	-	-	-	-
Family Violence Prevention Center of Greene County	-	-	-	-	-
Greene County Educational Service Center	-	-	-	-	-
Greene County Family & Children First	-	-	-	-	-
Greene County Juvenile Court	-	-	-	-	-
Greene Leaf Therapeutic Community	-	-	-	-	-
Housing Solutions of Greene County, Inc.	-	-	-	-	-
Madison County Department of Family & Children	77,716	77,716	77,716	77,716	77,716
Matt Talbot House	-	-	-	-	-
McKinley Hall, Inc	-	-	-	-	-
Mental Health Services of Clark and Madison Counties	546,210	546,210	546,210	546,210	546,210
NAMI of Clark & Greene County	10,000	10,000	10,000	10,000	10,000
Oesterlen Services for Youth	-	-	-	-	-
Project Women	-	-	-	-	-
Special Placements/Emergency Housing	7,317	6,225	6,225	6,225	6,225
Springfield Metropolitan Housing Authority	-	-	-	-	-
TCN Behavioral Health Services	-	-	-	-	-
Women's Recovery Center	7,658	7,658	7,658	7,658	7,658
OTHER TREATMENT CONTRACTS	43,477	43,477	43,477	43,477	43,477
OPERATIONS/CAPITAL/PUBLIC RELATIONS	79,326	75,305	75,175	75,110	75,260
TOTAL EXPENDITURES	851,005	789,091	788,961	788,896	766,546
Excess of Revenues Over (Under) Expenditures	(64,128)	(16,367)	(23,034)	(22,969)	(619)
Transfer to Committed/Assigned	-	(30,000)	-	-	-
PROJECTED ENDING UNASSIGNED BALANCE	399,271	352,904	329,870	306,901	306,282
COMMITTED/ASSIGNED BEGINNING BALANCE	220,167	220,167	250,167	220,167	220,167
Increase	-	30,000	-	-	-
Decrease	-	-	30,000	-	-
COMMITTED/ASSIGNED ENDING BALANCE	220,167	250,167	220,167	220,167	220,167
PROJECTED ENDING CASH BALANCE	619,438	603,071	550,037	527,068	526,449

REVIEW ALL COMMITTED AND ASSIGNED FUNDS

MHRB of Clark, Greene and Madison
Fund Analysis
150 - Clark Set aside
All FY

Set aside Description	FY	Original Set aside	BD. Adjustment	Payments	Balance	GASB 54
PW- Shelter Facility Improvements	2007	20,453.00			20,453.00	Committed
MHS SS/HS Loss	2007	28,618.00		28,618.00	-	
Weheler House - Furniture	2009	49,010.00		49,010.00	-	
					-	
					-	
					-	
					-	
					-	
					-	
					-	
Total Funds		98,081.00	-	77,628.00	20,453.00	

MHRB of Clark, Greene and Madison
Fund Analysis
250 - Greene Set aside
All FY

Set aside Description	FY	Original Set asid	BD. Adjustmen	Payments	Balance	GASB 54	Medicaid Payback	
TCN - Vocational Services	2007	10,218.00		10,218.00	-		FY 2001	71,487.00
TCN - Medicaid Payback	2007	71,487.00	37,488.00	-	108,975.00	Assigned	FY 2002	26,965.00
XAKT Training	2009	5,000.00	(2,812.50)	2,187.50	-		FY 2003	10,523.00
IYS - Medicaid Payback	2009	87,839.00	(87,839.00)	-	-		Total	108,975.00
IYS / Greene County Youth Service	2009	90,651.50			90,651.50	Assigned		
Insurance Claim Payment	2012	26,619.82		16,500.00	10,119.82	Assigned		
Public Awareness/Education	2012	90,000.00	(90,000.00)		-	Committed		
Public Awareness/Education	2013	-	90,000.00		90,000.00	Committed		
					-			
					-			
					-			
					-			
					-			
					-			
					-			
Total Funds		381,815.32	(53,163.50)	28,905.50	299,746.32			

MHRB of Clark, Greene and Madison
Fund Analysis
350 - Madison Set aside
All FY

Set aside Description	FY	Original Set aside	BD. Adjustment	Payments	Balance	GASB 54
MHS - Capital Building Project	2007	220,167.00			220,167.00	Committed
Total Funds		220,167.00	-	-	220,167.00	